

ภาคผนวก ง

ใบรับรองการสอบเทียบเครื่องมือ



right solutions.
right partner.

รายการเครื่องมือที่ใช้ในการวิเคราะห์ / ทดสอบ

Sample Name	Parameter	Equipment Name	ID No.	Calibrated Date	Next Cal	Freq. Calibrate (Months)
Stack	Total Suspended Particulate	Console Control Unit	BKK_FS0556	10-Jul-25	10-Jan-26	6
Stack	Total Suspended Particulate	Console Control Unit	RYG_FS0315	10-Jul-25	10-Jan-26	6
Stack	Total Suspended Particulate	Console Control Unit	BKK_FS0527	10-Jul-25	10-Jan-26	6
Stack	Total Suspended Particulate	Pitot Tube	BKK_FS0561	10-Jul-25	10-Jan-26	6
Stack	Total Suspended Particulate	Pitot Tube	RYG_FS0321	10-Jul-25	10-Jan-26	6
Stack	Total Suspended Particulate	Pitot Tube	BKK_FS0532	10-Jul-25	10-Jan-26	6
Stack	Total Suspended Particulate	Fuel Gas Analyzer	RYG_FS0565	7-Nov-24	7-Nov-25	12
Stack	Total Suspended Particulate	Fuel Gas Analyzer	RYG_FS0464	24-Mar-25	23-Mar-26	12
Stack	Total Suspended Particulate	Fuel Gas Analyzer	RYG_FS0563	22-Jan-25	22-Jan-26	12
Stack	Total Suspended Particulate	Digital Balance	RYG_EN0003	20-Feb-25	20-Feb-26	12
Ambient	Total Suspended Particulate	High Volume	RYG_FS0182	-	-	On site Calibration
Ambient	Total Suspended Particulate	High Volume	RYG_FS0662	-	-	On site Calibration
Ambient	Total Suspended Particulate	High Volume	RYG_FS0395	-	-	On site Calibration
Ambient	Total Suspended Particulate	Digital Balance	RYG_EN0001	20-Feb-25	20-Feb-26	12
Ambient	Wind Speed / Wind Direction	Wind Speed / Wind Direction	RYG_FS0087	7-Oct-24	7-Apr-26	18
Noise	Leq 24 hrs	Sound Calibrator	RYG_FS0213	16-Jan-25	16-Jan-26	12
Noise	Leq 24 hrs	Sound Level Meter	RYG_FS0381	9-Oct-24	9-Oct-25	12
Noise	Leq 24 hrs	Sound Level Meter	RYG_FS0386	9-Oct-24	9-Oct-25	12
Noise	Leq 24 hrs	Sound Level Meter	RYG_FS0384	9-Oct-24	9-Oct-25	12
Noise	Leq 24 hrs	Sound Level Meter	RYG_FS0388	19-Mar-25	19-Mar-26	12
Noise	Leq 8 hrs	Sound Calibrator	RYG_FS0213	16-Jan-25	16-Jan-26	12
Noise	Leq 8 hrs	Sound Level Meter	RYG_FS0017	27-Jan-25	27-Jan-26	12
Noise	Leq 8 hrs	Sound Level Meter	RYG_FS0627	21-Jan-25	21-Jan-26	12
Noise	Leq 8 hrs	Sound Level Meter	RYG_FS0018	21-Jan-25	21-Jan-26	12
Noise	Leq 8 hrs	Sound Level Meter	RYG_FS0622	21-Jan-25	21-Jan-26	12
Noise	Leq 8 hrs	Sound Level Meter	RYG_FS0027	21-Jan-25	21-Jan-26	12
Noise	Leq 8 hrs	Sound Level Meter	RYG_FS0026	27-Jan-25	27-Jan-26	12
Noise	Leq 8 hrs	Sound Calibrator	RYG_FS0213	16-Jan-25	16-Jan-26	12
Noise	Leq 8 hrs	Sound Level Meter	RYG_FS0629	21-Jan-25	21-Jan-26	12
Noise	Leq 8 hrs	Sound Level Meter	RYG_FS0619	21-Jan-25	21-Jan-26	12
Noise	Leq 8 hrs	Sound Level Meter	RYG_FS0620	27-Jan-25	26-Jan-26	12
Noise	Leq 8 hrs	Sound Level Meter	RYG_FS0019	21-Jan-25	21-Jan-26	12
Noise	Leq 8 hrs	Sound Level Meter	RYG_FS0628	21-Jan-25	21-Jan-26	12
Noise	Leq 8 hrs	Sound Level Meter	RYG_FS0018	21-Jan-25	21-Jan-26	12
Heat	Heat Stress	Heat Stress Monitor	RYG_FS0220	20-Dec-24	20-Dec-25	12
Heat	Heat Stress	Heat Stress Monitor	RYG_FS0221	20-Dec-24	20-Dec-25	12
Heat	Heat Stress	Heat Stress Monitor	RYG_FS0223	7-Jan-25	7-Jan-26	12
Heat	Heat Stress	Heat Stress Monitor	RYG_FS0224	27-Jan-25	26-Jan-26	12
Heat	Heat Stress	Heat Stress Monitor	RYG_FS0218	27-Jan-25	26-Jan-26	12
Heat	Heat Stress	Heat Stress Monitor	RYG_FS0219	9-Apr-25	8-Apr-26	12
Heat	Heat Stress	Heat Stress Monitor	RYG_FS0224	27-Jan-25	26-Jan-26	12
Heat	Heat Stress	Heat Stress Monitor	RYG_FS0360	8-Jan-25	8-Jan-26	12
Rayong Lab	pH at 25 °C	pH meter	RYG_EN0183	18-Jul-25	18-Jan-27	18
Rayong Lab	Color (at Original pH)	Spectrophotometer	RYG_EN0037	18-Mar-25	18-Sep-26	18
Rayong Lab	Color (at pH 7.0)	Spectrophotometer	RYG_EN0037	18-Mar-25	18-Sep-26	18
Rayong Lab	BOD	DO meter with Sensor	RYG_EN0032	20-Jan-25	20-Jul-26	18
Rayong Lab	BOD	Incubator	RYG_EN0154	1-Nov-24	1-May-26	18
Rayong Lab	BOD	Burette	RYG_EN0216	18-Sep-25	18-Sep-26	12
Rayong Lab	COD	Spectrophotometer	RYG_EN0037	18-Mar-25	18-Sep-26	18
Rayong Lab	Total Suspended Solids	Electronic Balance	RYG_EN0163	20-Feb-25	20-Feb-26	12
Rayong Lab	Total Suspended Solids	Chamber (Oven)	RYG_EN0012	10-Sep-25	10-Mar-27	18
Rayong Lab	Total Dissolved Solids 180°C	Electronic Balance	RYG_EN0163	20-Feb-25	20-Feb-26	12
Rayong Lab	Total Dissolved Solids 180°C	Chamber (Oven)	RYG_EN0012	10-Sep-25	10-Mar-27	18
Rayong Lab	Oil & Grease	Electronic Balance	RYG_EN0003	20-Feb-25	20-Feb-26	12
Rayong Lab	Oil & Grease	Liquid Bath (Water)	RYG_EN0220	19-Dec-24	19-Dec-25	12



CONSOLE CONTROL UNIT CALIBRATION TEST REPORT

Calibration of Date : 10-Jul-25
Next Cal. Date : 10-Jan-26

Barometric Pressure (mmHg) : 750
Relative Humidity (%) : 40.0
Temperature (C°) : 26.5

Console Control Meter Data

Calibration No. C-100725-BKK_FS0556
Dry Gas Meter ID : BKK_FS0556
Serial No. : 1606041
Model No. : XC-572-V

Reference Dry Gas Meter Data

Reference Dry Gas Meter ID : BKK_FS1122
Serial No. : A2003240
Correction Factor (Y) : 1.0000
Next Calibration Date : 25-Feb-26

ΔH (mm.H ₂ O)	\ominus Minutes	Reference Dry Gas Meter Calibration				Console Control ; Drygas Meter						Dry Gas Meter Correction	Orifice Calibration
		Vr (Liters)			Tr (°C)	Vm (Liters)			Ti (°C)	To (°C)	Avg.Tm (°C)	Factor (Y)	Factor $\Delta H@$
		Final	Initial	Total		Final	Initial	Total					
15	11.88	150.10	0.00	150.10	25.0	589562.0	589417.0	145.00	29.0	29.0	29.0	1.0475	42.4036
25	9.08	150.10	0.00	150.10	25.0	589717.0	589573.0	144.00	29.0	29.0	29.0	1.0538	41.2848
50	6.48	150.20	0.00	150.20	25.0	589999.0	589854.0	145.00	29.0	29.0	29.0	1.0446	41.9971
80	5.10	150.20	0.00	150.20	25.0	590155.0	590009.0	146.00	29.0	29.0	29.0	1.0345	41.6227
120	4.18	150.20	0.00	150.20	25.0	590411.0	590265.0	146.00	29.0	29.0	29.0	1.0305	41.9405
											Avg.	1.0422	41.8497

Y : Ratio of reading of reference to dry gas meter : tolerance for individual values ± 0.02 from average .

$\Delta H@$: Orifice pressure differential that equates to 21.24 lm of air @ 25 C and 760 mm of mercury , mmH₂O ; tolerance for individual values ± 5.08 from average .

Procedure; 40 CFR 60,APP A,METH ,SEC 5.3 & 7

Calibrated by:

(Mr. Sutdamrong Chokpitinan)

RYG Field Service Scientist(2)

Approved by:

Nattapon Jiengwareewong

(Mr.Nattapol Jiengwareewong)

RYG Field Service Specialist(1)



DIGITAL TEMPERATURE CALIBRATION DATA SHEET

Calibration Date :	10 Jul 25	Ambient Temperature (°C)	26.5
Calibration sheet No. :	C-100725-BKK_FS0557	Relative Humidity (%) :	40

Digital Temperature ID :	BKK_FS0557	Reference Temperature ID	BKK_FS1144
Serial No. :		Serial No. :	201090006013
Model :	765	Model :	Digicon-CC-VT-MS
		Next Calibrate :	5 Jan 26

Location	Reference Temperature °C	Digital Temperature °C	Error °C	MPE	Pass / Fail
Stack	0	0	0	±3	Pass
	25	25	0	±3	Pass
	50	50	0	±3	Pass
	100	100	0	±3	Pass
	150	150	0	±3	Pass
	200	200	0	±3	Pass
	250	249	-1	±3	Pass
	300	299	-1	±3	Pass
	500	501	1	±3	Pass
Probe	100	100	0	±3	Pass
	120	120	0	±3	Pass
	140	141	1	±3	Pass
Oven	100	100	0	±3	Pass
	120	120	0	±3	Pass
	140	140	0	±3	Pass
Filter	100	100	0	±3	Pass
	120	120	0	±3	Pass
	140	140	0	±3	Pass
Exit	0	0	0	±3	Pass
	10	9	-1	±3	Pass
	20	19	-1	±3	Pass
Meter	0	0	0	±3	Pass
	25	25	0	±3	Pass
	50	50	0	±3	Pass
AUX	0	0	0	±3	Pass
	25	25	0	±3	Pass
	50	49	-1	±3	Pass

MPE : (Maximum permissible error of measurement) ค่าความผิดพลาดสูงสุดของการวัดที่ยอมรับได้

Calibrated by :

Mr. Sutdamrong Chokpitinan
RYG Field Service Scientist (2)

Approved by :

Mr. Natthapol Jiengwareewong
RYG Field Service Specialist (1)



PROBE NOZZLE DIAMETER CALIBRATION DATA SHEET

Calibration Date : 10 Jul 25	Nozzle Set ID. : BKK_FS0562
Calibration Sheet No. : C-100725-BKK_FS0562	Vernier Caliper ID.: RYG_FS0539

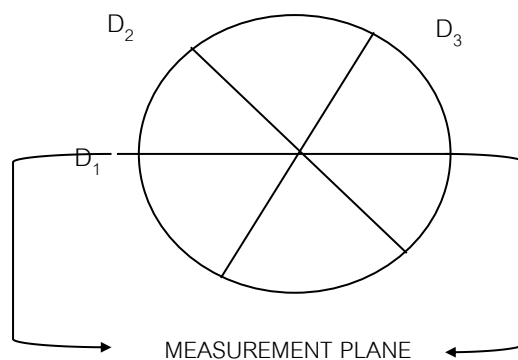
Nozzle ID #	Nozzle Diameter (cm.)			Hi - Lo	$(D_1 + D_2 + D_3) / 3$
	D_1	D_2	D_3	ΔD	D_{avg}
1	0.300	0.300	0.302	0.002	0.301
2	0.475	0.475	0.469	0.006	0.473
3	0.530	0.525	0.530	0.005	0.528
4	0.625	0.628	0.630	0.005	0.628
5	0.759	0.760	0.765	0.006	0.761
6	0.975	0.977	0.980	0.005	0.977
7	1.082	1.085	1.081	0.004	1.083
8	1.272	1.270	1.275	0.005	1.272
9	1.605	1.601	1.609	0.008	1.605

Where :

D_1, D_2, D_3 = There different nozzle diameters at 60 degrees to each other, each measured the nearest 0.025 mm.

ΔD = Maximum distance between any two diameters, must be ≤ 0.100 mm.

D_{avg} = $(D_1 + D_2 + D_3) / 3$



Calibrated by : 

(Mr. Warawut Pubpa)

RYG Field Service Scientist (3)

Approved by : 

(Mr. Natthapol Jiengwareewong)

RYG Field Service Specialist (1)



CONSOLE CONTROL UNIT CALIBRATION TEST REPORT

Calibration of Date : 10-Jul-25
Next Cal. Date : 10-Jan-26

Barometric Pressure (mmHg) : 751.3
Relative Humidity (%) : 43.7
Temperature (C°) : 27.0

Console Control Meter Data

Calibration No. : C-100725-RYG_FS0315
Dry Gas Meter ID : RYG_FS0315
Serial No. : 1706091
Model No. : XC-572-V

Reference Dry Gas Meter Data

Reference Dry Gas Meter ID : BKK_FS0629
Serial No. : 1607009
Correction Factor (Y) : 1.0000
Next Calibration Date : 10 Jan 26

ΔH (mm.H ₂ O)	\ominus Minutes	Reference Dry Gas Meter Calibration				Console Control ; Drygas Meter						Dry Gas Meter Correction	Orifice Calibration	
		Vr (Liters)			Tr (°C)	Vm (Liters)			Ti (°C)	To (°C)	Avg.Tm (°C)	Factor (Y)	Factor $\Delta H@$	
		Final	Initial	Total		Final	Initial	Total						
15	12.07	150.00	0.00	150.00	25.0	127510.0	127360.0	150.00	25.0	25.0	25.0	0.9985	44.3406	
25	9.37	150.00	0.00	150.00	26.0	127674.0	127523.0	151.00	26.0	26.0	26.0	0.9910	44.6858	
50	6.34	150.00	0.00	150.00	26.0	127840.0	127690.0	150.00	26.0	26.0	26.0	0.9951	40.9166	
80	5.11	150.00	0.00	150.00	26.0	128007.0	127855.0	152.00	26.0	26.0	26.0	0.9792	42.5287	
120	4.12	150.00	0.00	150.00	26.0	128168.0	128017.0	151.00	26.0	26.0	26.0	0.9818	41.4693	
												Avg.	0.9891	42.7882

Y : Ratio of reading of reference to dry gas meter : tolerance for individual values \pm 0.02 from average .

$\Delta H@$: Orifice pressure differential that equates to 21.24 lm of air @ 25 C and 760 mm of mercury , mmH₂O ; tolerance for individual values \pm 5.08 from average .

Procedure; 40 CFR 60,APP A,METH ,SEC 5.3 & 7

Calibrated by:

Jittakorn

(Mr. Jittakorn Sriwasa)

RYG Field Service Scientist(2)

Approved by:

Nattapol Jiengwareewong

(Mr.Nattapol Jiengwareewong)

RYG Field Service Specialist(1)



DIGITAL TEMPERATURE CALIBRATION DATA SHEET

Calibration Date :	10 Jul 25	Ambient Temperature (°C)	27
Calibration sheet No. :	C-100725-RYG_FS0315	Relative Humidity (%) :	43.7
Digital Temperature ID :	RYG_FS0315	Reference Temperature ID	BKK_FS1144
Serial No. :	1706091	Serial No. :	201090006013
Model :	XC-572-V	Model :	Digicon-CC-VT-MS
		Next Calibrate :	5 Jan 26

Location	Reference Temperature °C	Digital Temperature °C	Error °C	MPE	Pass / Fail
Stack	0	-1	-1	±3	Pass
	25	25	0	±3	Pass
	50	50	0	±3	Pass
	100	100	0	±3	Pass
	150	149	-1	±3	Pass
	200	198	-2	±3	Pass
	250	248	-2	±3	Pass
	300	298	-2	±3	Pass
	500	498	-2	±3	Pass
Probe	100	99	-1	±3	Pass
	120	118	-2	±3	Pass
	140	138	-2	±3	Pass
Oven	100	98	-2	±3	Pass
	120	118	-2	±3	Pass
	140	139	-1	±3	Pass
Filter	100	99	-1	±3	Pass
	120	118	-2	±3	Pass
	140	138	-2	±3	Pass
Exit	0	0	0	±3	Pass
	10	8	-2	±3	Pass
	20	19	-1	±3	Pass
Meter	0	0	0	±3	Pass
	25	25	0	±3	Pass
	50	50	0	±3	Pass
AUX	0	-1	-1	±3	Pass
	25	23	-2	±3	Pass
	50	48	-2	±3	Pass

MPE : (Maximum permissible error of measurement) ค่าความผิดพลาดสูงสุดของการวัดที่ยอมรับได้

Calibrated by :

(Mr. Jittakorn Sriwasa)

RYG Field Service Scientist (3)

Approved by :

(Mr. Natthapol Jiengwareewong)

RYG Field Service Specialist (1)



PROBE NOZZLE DIAMETER CALIBRATION DATA SHEET

Calibration Date : 10 Jul 25	Nozzle Set ID. : RYG_FS0319
Calibration Sheet No. : C-060225-RYG_FS0319	Vernier Caliper ID.: RYG_FS0539

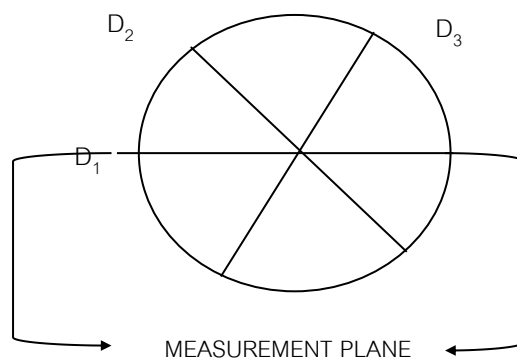
Nozzle ID #	Nozzle Diameter (cm.)			Hi - Lo	$(D_1 + D_2 + D_3) / 3$
	D_1	D_2	D_3	ΔD	D_{avg}
1	0.301	0.300	0.300	0.001	0.300
2	0.465	0.468	0.465	0.003	0.466
3	0.540	0.539	0.540	0.001	0.540
4	0.602	0.605	0.605	0.003	0.604
5	0.765	0.760	0.765	0.005	0.763
6	0.929	0.928	0.930	0.002	0.929
7	1.082	1.080	1.080	0.002	1.081
8	1.235	1.230	1.235	0.005	1.233
9	1.594	1.588	1.599	0.011	1.594

Where :

D_1, D_2, D_3 = There different nozzle diameters at 60 degrees to each other, each measured the nearest 0.025 mm.

ΔD = Maximum distance between any two diameters, must be ≤ 0.100 mm.

D_{avg} = $(D_1 + D_2 + D_3) / 3$



Calibrated by : Saksit Phaisanphisut

(Mr. Saksit Phaisanphisut)

RYG Field Service Scientist (4)

Approved by : Nattapol Jengwareewong

(Mr.Nattapol Jengwareewong)

RYG Field Service Specialist (1)



CONSOLE CONTROL UNIT CALIBRATION TEST REPORT

Calibration of Date : 10-Jul-25
Next Cal. Date : 10-Jan-26

Barometric Pressure (mmHg) : 750
Relative Humidity (%) : 40.0
Temperature (C°) : 26.5

Console Control Meter Data

Calibration No. : C-100125-BKK_FS0527
Dry Gas Meter ID : BKK_FS0527
Serial No. : 1508053
Model No. : XC-572-V

Reference Dry Gas Meter Data

Reference Dry Gas Meter ID : BKK_FS1122
Serial No. : A2003240
Correction Factor (Y) : 1.0000
Next Calibration Date : 25-Feb-26

ΔH (mm.H ₂ O)	\ominus Minutes	Reference Dry Gas Meter Calibration				Console Control ; Drygas Meter						Dry Gas Meter Correction	Orifice Calibration
		Vr (Liters)			Tr (°C)	Vm (Liters)			Ti (°C)	To (°C)	Avg.Tm (°C)	Factor (Y)	Factor $\Delta H@$
		Final	Initial	Total		Final	Initial	Total					
15	12.22	150.10	0.00	150.10	29.0	967170.0	967023.0	147.00	28.0	28.0	28.0	1.0162	46.2310
25	9.25	150.10	0.00	150.10	29.0	967331.0	967184.0	147.00	28.0	28.0	28.0	1.0152	44.1493
50	6.55	150.10	0.00	150.10	28.0	967487.0	967340.0	147.00	27.0	27.0	27.0	1.0127	44.1283
80	5.11	150.10	0.00	150.10	28.0	967644.0	967498.0	146.00	28.0	28.0	28.0	1.0201	42.8303
120	4.16	149.80	0.00	149.80	28.0	967802.0	967656.0	146.00	28.0	28.0	28.0	1.0141	42.7489
											Avg.	1.0157	44.0176

Y : Ratio of reading of reference to dry gas meter : tolerance for individual values ± 0.02 from average .

$\Delta H@$: Orifice pressure differential that equates to 21.24 lm of air @ 25 C and 760 mm of mercury , mmH₂O ; tolerance for individual values ± 5.08 from average .

Procedure; 40 CFR 60,APP A,METH ,SEC 5.3 & 7

Calibrated by:

(Mr. Sutdamrong Chokpitinan)

RYG Field Services Scientist(2)

Approved by:

Nattapon Jiengwareewong

(Mr.Nattapol Jiengwareewong)

RYG Field Services Specialist(1)



DIGITAL TEMPERATURE CALIBRATION DATA SHEET

Calibration Date :	10 Jul 25	Ambient Temperature (°C)	26.5
Calibration sheet No. :	C-100125-BKK_FS0527	Relative Humidity (%) :	40

Digital Temperature ID :	BKK_FS0527	Reference Temperature ID	BKK_FS1144
Serial No. :		Serial No. :	201090006013
Model :	C410FK07	Model :	Digicon-CC-VT-MS
		Next Calibrate :	5 Jan 26

Location	Reference Temperature °C	Digital Temperature °C	Error °C	MPE	Pass / Fail
Stack	0	0	0	±3	Pass
	25	25	0	±3	Pass
	50	51	1	±3	Pass
	100	102	2	±3	Pass
	150	151	1	±3	Pass
	200	200	0	±3	Pass
	250	250	0	±3	Pass
	300	300	0	±3	Pass
	500	501	1	±3	Pass
Probe	100	101	1	±3	Pass
	120	121	1	±3	Pass
	140	141	1	±3	Pass
Oven	100	101	-	±3	-
	120	121	-	±3	-
	140	141	-	±3	-
Filter	100	101	1	±3	Pass
	120	121	1	±3	Pass
	140	141	1	±3	Pass
Exit	0	-1	-1	±3	Pass
	10	8	-2	±3	Pass
	20	19	-1	±3	Pass
Meter	0	-1	-1	±3	Pass
	25	24	-1	±3	Pass
	50	48	-2	±3	Pass
AUX	0	0	0	±3	Pass
	25	25	0	±3	Pass
	50	50	0	±3	Pass

MPE : (Maximum permissible error of measurement) ค่าความผิดพลาดสูงสุดของการวัดที่ยอมรับได้

Calibrated by :

Mr. Sutdamrong Chokpitinan

RYG Field Services Scientist (2)

Approved by :

(Mr.Nattapol Jiengwareewong)

RYG Field Services Specialist (1



PROBE NOZZLE DIAMETER CALIBRATION DATA SHEET

Calibration Date : 10 Jul 25	Nozzle Set ID. : BKK_FS0533
Calibration Sheet No. : C-100725-BKK_FS0533	Vernier Caliper ID.: RYG_FS0539

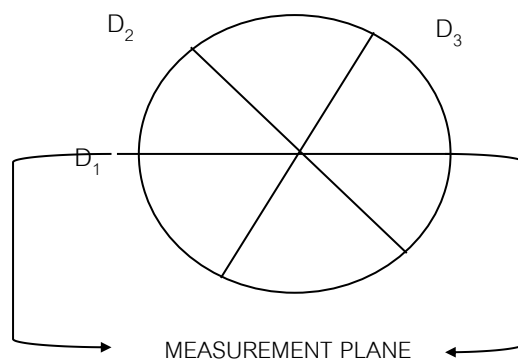
Nozzle ID #	Nozzle Diameter (cm.)			Hi - Lo	$(D_1 + D_2 + D_3) / 3$
	D_1	D_2	D_3	ΔD	D_{avg}
1	0.316	0.312	0.310	0.006	0.313
2	0.480	0.475	0.474	0.006	0.476
3	0.536	0.535	0.540	0.005	0.537
4	0.631	0.622	0.635	0.013	0.629
5	0.787	0.792	0.789	0.005	0.789
6	0.948	0.949	0.951	0.003	0.949
7	1.084	1.080	1.089	0.009	1.084
8	1.268	1.266	1.264	0.004	1.266
9	1.600	1.592	1.598	0.008	1.597

Where :

D_1, D_2, D_3 = There different nozzle diameters at 60 degrees to each other, each measured the nearest 0.025 mm.

ΔD = Maximum distance between any two diameters, must be ≤ 0.100 mm.


D_{avg} = $(D_1 + D_2 + D_3) / 3$



Calibrated by : 

(Mr. Warawut Pubpa)

RYG Field Services Scientist (3)

Approved by : 

(Mr. Natthapol Jiengwareewong)

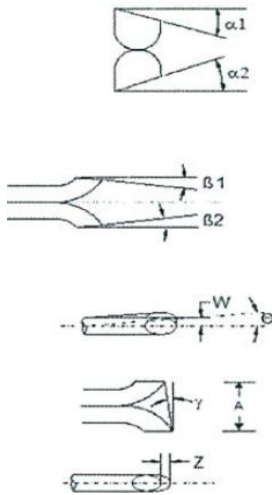
RYG Field Services Specialist (1)



Type S Pitot Tube Calibration


Date Calibration 10-Jul-25
Pitot ID BKK_FS0561
Pitot SN _


Due Date 10-Jan-26
Inclinometer ID BKK_FS1131
Vernier ID RYG_FS0539



Parameter	Value	Allowable Range	Check
$\alpha 1$	-3.2	$-10^{\circ} < \alpha 1 < +10^{\circ}$	OK
$\alpha 2$	2.4	$-10^{\circ} < \alpha 2 < +10^{\circ}$	OK
$\beta 1$	-2.1	$-5^{\circ} < \beta 1 < +5^{\circ}$	OK
$\beta 2$	2.4	$-5^{\circ} < \beta 2 < +5^{\circ}$	OK
γ	1.1	-	-
θ	0.2	-	-
$Z = A \tan \gamma$	0.018	$Z \leq 0.125"$	OK
$W = A \tan \theta$	0.003	$W \leq 0.031"$	OK
Dt	0.310	0.188" to 0.375"	OK
$A/2Dt$	1.484	$1.05 \leq PA/Dt \leq 1.5$	OK
A	0.92	$2.1Dt \leq A \leq 3Dt$	OK

Certify that pitot tube/porbe meets or exceeds all specifications, criteria and/or applicable design features and is hereby assigned a pitot tube certification fact of 0.84 . See 40 CFR Pt. 60, App. A,EPA Method 2.

Calibrated by : 
 (Mr. Warawut Pubpa)
 RYG Field Services Scientist (3)

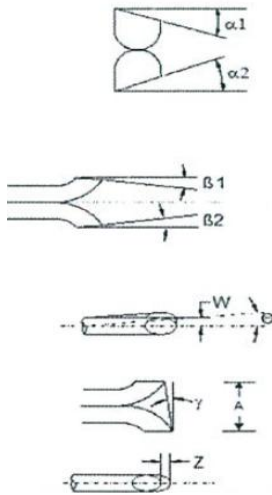
Approved By : 
 (Mr.Natthapol Jiengwareewong)
 RYG Field Services Specialist (1)



Type S Pitot Tube Calibration

Date Calibration 10-Jul-25
Pitot ID RYG_FS0321
Pitot SN -

Due Date 10-Jan-26
Inclinometer ID BKK_FS1131
Vernier ID RYG_FS0539



Parameter	Value	Allowable Range	Check
$\alpha 1$	-1.4	$-10^\circ < \alpha 1 < +10^\circ$	OK
$\alpha 2$	-0.2	$-10^\circ < \alpha 2 < +10^\circ$	OK
$\beta 1$	0.8	$-5^\circ < \beta 1 < +5^\circ$	OK
$\beta 2$	-0.4	$-5^\circ < \beta 2 < +5^\circ$	OK
γ	0.8	-	-
θ	0.5	-	-
$Z = A \tan \gamma$	0.013	$Z \leq 0.125"$	OK
$W = A \tan \theta$	0.008	$W \leq 0.031"$	OK
Dt	0.310	0.188" to 0.375"	OK
$A/2Dt$	1.484	$1.05 \leq PA/Dt \leq 1.5$	OK
A	0.92	$2.1Dt \leq A \leq 3Dt$	OK

Certify that pitot tube/probe meets or exceeds all specifications, criteria and/or applicable design features and is hereby assigned a pitot tube certification factor of 0.84 . See 40 CFR Pt. 60, App. A, EPA Method 2.

Calibrated by : Saksit Phaisanphisut
 (Mr. Saksit Phaisanphisut)
 RYG Field Services Scientist (4)

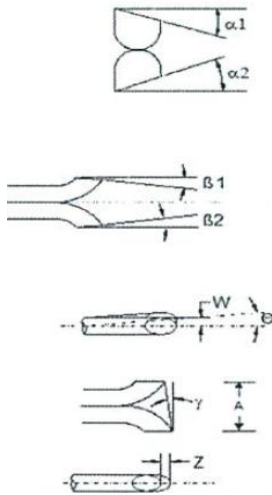
Approved By : Natthapol Jiengwareewong
 (Mr. Natthapol Jiengwareewong)
 RYG Field Services Specialist (1)



Type S Pitot Tube Calibration


Date Calibration 10-Jul-25
Pitot ID BKK_FS0532
Pitot SN _


Due Date 10-Jan-26
Inclinometer ID BKK_FS1131
Vernier ID RYG_FS0539



Parameter	Value	Allowable Range	Check
$\alpha 1$	-3.2	$-10^{\circ} < \alpha 1 < +10^{\circ}$	OK
$\alpha 2$	1.2	$-10^{\circ} < \alpha 2 < +10^{\circ}$	OK
$\beta 1$	0.2	$-5^{\circ} < \beta 1 < +5^{\circ}$	OK
$\beta 2$	0.3	$-5^{\circ} < \beta 2 < +5^{\circ}$	OK
γ	0.6	-	-
θ	-1.3	-	-
$Z = A \tan \gamma$	0.010	$Z \leq 0.125"$	OK
$W = A \tan \theta$	-0.021	$W \leq 0.031"$	OK
Dt	0.310	0.188" to 0.375"	OK
$A/2Dt$	1.484	$1.05 \leq PA/Dt \leq 1.5$	OK
A	0.92	$2.1Dt \leq A \leq 3Dt$	OK

Certify that pitot tube/porbe meets or exceeds all specifications, criteria and/or applicable design features and is hereby assigned a pitot tube certification fact of 0.84 . See 40 CFR Pt. 60, App. A,EPA Method 2.

Calibrated by : 
 (Mr. Warawut Pubpa)
 RYG Field Services Scientist (3)

Approved By : 
 (Mr. Natthapol Jiengwareewong)
 RYG Field Services Specialist (1)

Certificate No: G 670781

Date of issue : 07-Nov-24

Instrument description : Flue Gas Analyzer
Instrument model : Testo 340
Instrument serial no. : 63119028
Control unit serial no. : -
ID no. or control no. : RYG_FS0565
Manufacturer : Testo SE & Co. KGaA
Probe description : -
Probe model : -
Probe serial no. : -
Customer name : ALS LABORATORY GROUP (THAILAND) CO.,LTD.
Customer address : 104 Phatthanakan 40, Phatthanakan Road, Khwaeng Phatthanakan, Khet Suan Luang, Bangkok, 10250 Thailand
Total pages of certificate : 3 Pages
Receiving no. : L-244321
Receiving date. : 05-Nov-24
Parameter of calibration : Gas Calibration(Oxygen 2.50,9.984,21.02 %vol, Carbon Monoxide 80.18,302,1007 ppm, Nitric Oxide 30.0, 151.5, 322.5 ppm, Sulphur Dioxide 50.36, 100.8, 600.8 ppm)
Condition of UUC. : Used
Ambient condition : All of the Measurment ware caried out the stabilized labotary
Temperature : 23 ±5 °C
Humidity : 55 ± 15 %RH
Calibration place : 17/121 Soi Ngamwongwan 47 Yaek 48, Toongsonghong, Laksi, Bangkok 10210 THAILAND
Calibration procedure no. : This instrument was calibrated by comparison with Standard gas mixture according to calibration Work Instruction no. WI-CL-28-C

REVIEW BY *Supt S*
APPROVED BY *[Signature]*
NEXT CAL DATE..... 7-Nov-25

The calibration certificate expanded uncertainty of measurement is stated as the standard uncertainty of measurent Multiplied by coverage factor k=2, which for a normal distribution corresponds to a coverage probability of approximately 95%. This certificate is applied only to item under test Environmental condition.
This Calibration Certificate may not be reporduced other than in full except with the permission of the issuing laboratory. Calibration certificates without signature and seal not valid and The results relate only to the items tested/calibrated.
This calibration certificate documents are tracebility to national standards, which realize measurement according to the International System of Units (SI).

Date of calibration : 07-Nov-24

Kwanchai K.

Mr. Kwanchai Khamdoun
Calibration Technician

[Signature]

Mrs. Nongluck Wongsettee
Technical Manager

Certificate No.: G 670781

Standard References (Table 1)

Standard	Certificate No.	Vendor	Due date
Oxygen (O ₂) 2.50 % Vol	2412/23	Linde	27-Aug-27
Oxygen (O ₂) 9.984 % Vol	CG-0113-24	Nimt	01-Aug-29
Oxygen (O ₂) 21.02 % Vol	CG-0041-22	Nimt	10-Feb-27
Carbon monoxide (CO) 80.18 ppm	CG-0002-24	Nimt	11-Jan-29
Carbon monoxide (CO) 302 ppm	1915/23	Linde	16-Jun-25
Carbon monoxide (CO) 1007 ppm	1870/24	Linde	17-Jun-26
Nitric Oxide (NO) 30.0 ppm	CG-0065-24	Nimt	06-May-26
Nitric Oxide (NO) 151.5 ppm	0161/23	Linde	22-Jan-25
Nitric Oxide (NO) 322.5 ppm	1974/23	Linde	17-Jul-25
Sulphur Dioxide (SO ₂) 50.36 ppm	2004/23	Linde	17-Jul-25
Sulphur Dioxide (SO ₂) 100.8 ppm	3507/22	Linde	09-Nov-24
Sulphur Dioxide (SO ₂) 600.8 ppm	2003/23	Linde	17-Jul-25

Measured room conditions

Temperature : 21.8 °C Humidity : 59.7 %RH Pressure : 1010.1 mbar

Calibration conditions

Gas Temperature : 23 °C Flow rate : 600 ml/min Gas pressure : 1012.4 mbar

Calibration Results (Before adjustment) (Table 2)

Parameter of Standard	Standard Values	Mean of UUC	Error	Uncertainty (±)
O ₂ (%Vol)	2.50	2.47	-0.03	0.15
O ₂ (%Vol)	9.984	9.92	-0.064	0.20
O ₂ (%Vol)	21.02	21.11	0.09	0.30
CO (ppm)	80.18	77	-3.18	3.0
CO (ppm)	302	295	-7	6.0
CO (ppm)	1007	986	-21	12
NO (ppm)	30.0	27	-3.0	8.0
NO (ppm)	151.5	147	-4.5	8.0
NO (ppm)	322.5	311	-11.5	12
SO ₂ (ppm)	50.36	51	0.64	6.0
SO ₂ (ppm)	100.8	102	1.2	6.0
SO ₂ (ppm)	600.8	603	2.2	13

Calibration Results (After adjustment) (Table 3)

Parameter of Standard	Standard Values	Mean of UUC	Error	Uncertainty (±)
O ₂ (%Vol)	2.50	2.47	-0.03	0.15
O ₂ (%Vol)	9.984	9.92	-0.064	0.20
O ₂ (%Vol)	21.02	21.11	0.09	0.30
CO (ppm)	80.18	80	-0.18	3.0
CO (ppm)	302	302	0	6.0
CO (ppm)	1007	1004	-3	12
NO (ppm)	30.0	31	1.0	8.0
NO (ppm)	151.5	153	1.5	8.0
NO (ppm)	322.5	321	-1.5	12
SO ₂ (ppm)	50.36	51	0.64	6.0
SO ₂ (ppm)	100.8	102	1.2	6.0
SO ₂ (ppm)	600.8	603	2.2	13

Remark : 1 cmol/mol = 1 %vol. 1 µmol/mol = 1 ppm.

End of Report

Certificate No: G 680210

Date of issue : 25-Mar-25

Instrument description : Flue Gas Analyzer
Instrument model : Testo 350 New
Instrument serial no. : 62087344/1119
Control unit serial no. : 03401649/1119
ID no. or control no. : RYG_FS0464
Manufacturer : Testo SE & Co. KGaA
Probe description : -
Probe model : -
Probe serial no. : -
Customer name : ALS LABORATORY GROUP (THAILAND) CO.,LTD.
Customer address : 104 Phatthanakan 40, Phatthanakan Road, Khwaeng Phatthanakan, Khet Suan Luang, Bangkok, 10250 Thailand
Total pages of certificate : 3 Pages
Receiving no. : L-250946
Receiving date. : 18-Mar-25
Parameter of calibration : Gas Calibration(Oxygen 2.50,9.984,21.02 %vol, Carbon Monoxide 80.45,302,1007 ppm, Nitrogen Dioxide 30.68,81.8,202.6 ppm, Nitric Oxide 30.0,151.8,322.5 ppm, Sulphur Dioxide 50.36,100.7,600.8 ppm)
Condition of UUC. : Used
Ambient condition : All of the Measurment ware caried out the stabilized labotary
Temperature : 23 ±5 °C
Humidity : 55 ± 15 %RH
Calibration place : 17/121 Soi Ngamwongwan 47 Yaek 48, Toongsonghong, Laksi, Bangkok 10210 THAILAND
Calibration procedure no : This instrument was calibrated by comparison with Standard gas mixture according to calibration Work Instruction no. WI-CL-28-C

REVIEW BY *Supt. S.*
APPROVED BY *[Signature]*
NEXT CAL DATE..... 23/ 03/ 2026

*The calibration certificate expanded uncertainty of measurement is stated as the standard uncertainty of measurent Multiplied by coverage factor k=2, which for a normal distribution corresponds to a coverage probability of approximately 95%.
This certificate is applied only to item under test Environmental condition.
This Calibration Certificate may not be reporduced other than in full except with the permission of the issuing laboratory.
Calibration certificates without signature and seal not valid and The results relate only to the items tested/calibrated.
This calibration certificate documents are tracebility to national standards, which realize measurement according to the International System of Units (SI).*

Date of calibration : 24-Mar-25

[Signature]

Mr. Kwanchai Khamdoun
Calibration Technician

[Signature]

Mrs. Nongluck Wongsettee
Technical Manager

Certificate No.: G 680210

Standard References (Table 1)

Standard	Certificate No.	Vendor	Due date
Oxygen (O ₂) 2.50 % Vol	2412/23	Linde	27-Aug-27
Oxygen (O ₂) 9.984 % Vol	CG-0113-24	Nimt	01-Aug-29
Oxygen (O ₂) 21.02 % Vol	CG-0041-22	Nimt	10-Feb-27
Carbon monoxide (CO) 80.45 ppm	CG-0132-24	Nimt	10-Sep-29
Carbon monoxide (CO) 302 ppm	1915/23	Linde	16-Jun-25
Carbon monoxide (CO) 1007 ppm	1870/24	Linde	17-Jun-26
Nitrogen Dioxide (NO ₂) 30.68 ppm	2832/24	Linde	08-Sep-26
Nitrogen Dioxide (NO ₂) 81.8 ppm	2330/24	Linde	01-Aug-26
Nitrogen Dioxide (NO ₂) 202.6 ppm	3794/24	Linde	23-Dec-26
Nitric Oxide (NO) 30.0 ppm	CG-0065-24	Nimt	06-May-26
Nitric Oxide (NO) 151.8 ppm	0404/25	Linde	09-Feb-27
Nitric Oxide (NO) 322.5 ppm	1974/23	Linde	17-Jul-25
Sulphur Dioxide (SO ₂) 50.36 ppm	2004/23	Linde	17-Jul-25
Sulphur Dioxide (SO ₂) 100.7 ppm	2662/24	Linde	25-Aug-26
Sulphur Dioxide (SO ₂) 600.8 ppm	2003/23	Linde	17-Jul-25

Measured room conditions

Temperature : 22.7 °C Humidity : 62.6 %RH Pressure : 1010.5 mbar

Calibration conditions

Gas Temperature : 23 °C Flow rate : 1,300 ml/min Gas pressure : 1016.2 mbar

Calibration Results (Before adjustment) (Table 2)

Parameter of Standard	Standard Values	Mean of UUC	Error	Uncertainty (±)
O ₂ (%Vol)	2.50	2.46	-0.04	0.15
O ₂ (%Vol)	9.984	9.95	-0.034	0.20
O ₂ (%Vol)	21.02	21.08	0.06	0.30
CO (ppm)	80.45	81	0.55	3.0
CO (ppm)	302	302	0	6.0
CO (ppm)	1007	1010	3	12
NO ₂ (ppm)	30.68	26.9	-3.78	8.0
NO ₂ (ppm)	81.8	67.1	-14.7	8.0
NO ₂ (ppm)	202.6	181.3	-21.3	12
NO (ppm)	30.0	24	-6.0	8.0
NO (ppm)	151.8	145	-6.8	8.0
NO (ppm)	322.5	302	-20.5	12
SO ₂ (ppm)	50.36	48	-2.36	6.0
SO ₂ (ppm)	100.7	97	-3.7	6.0
SO ₂ (ppm)	600.8	589	-11.8	13

Calibration Results (After adjustment) (Table 3)

Parameter of Standard	Standard Values	Mean of UUC	Error	Uncertainty (±)
O2 (%Vol)	2.50	2.46	-0.04	0.15
O2 (%Vol)	9.984	9.95	-0.034	0.20
O2 (%Vol)	21.02	21.08	0.06	0.30
CO (ppm)	80.45	81	0.55	3.0
CO (ppm)	302	302	0	6.0
CO (ppm)	1007	1010	3	12
NO2 (ppm)	30.68	29.4	-1.28	8.0
NO2 (ppm)	81.8	79.7	-2.1	8.0
NO2 (ppm)	202.6	199.2	-3.4	12
NO (ppm)	30.0	30	0.0	8.0
NO (ppm)	151.8	153	1.2	8.0
NO (ppm)	322.5	324	1.5	12
SO2 (ppm)	50.36	50	-0.36	6.0
SO2 (ppm)	100.7	101	0.3	6.0
SO2 (ppm)	600.8	599	-1.8	13

Remark : 1 cmol/mol = 1 %vol. 1 µmol/mol = 1 ppm., Sensor CO New.

End of Report

Certificate No: G 680048

Date of issue : 27-Jan-25

Instrument description : Flue Gas Analyzer
Instrument model : Testo 350 New
Instrument serial no. : 62985047/1121
Control unit serial no. : 03580098/1121
ID no. or control no. : RYG_FS0563
Manufacturer : Testo SE & Co. KGaA
Probe description : -
Probe model : -
Probe serial no. : -
Customer name : ALS LABORATORY GROUP (THAILAND) CO.,LTD.
Customer address : 104 Phatthanakan 40, Phatthanakan Road, Khwaeng Phatthanakan, Khet Suan Luang, Bangkok, 10250 Thailand
Total pages of certificate : 2 Pages
Receiving no. : L-250179
Receiving date. : 22-Jan-25
Parameter of calibration : Gas Calibration(Oxygen 2.50,9.984,21.02 %vol, Carbon Monoxide 80.45,302,1007 ppm)
Nitrogen Dioxide 30.68,81.8,201.9 ppm, Nitric Oxide 30.0,151.5,322.5 ppm,
Sulphur Dioxide 50.36,100.7,600.8 ppm)
Condition of UUC. : Used
Ambient condition : All of the Measurment ware caried out the stabilized labotary
Temperature : 23 ±5 °C
Humidity : 55 ± 15 %RH
Calibration place : 17/121 Soi Ngamwongwan 47 Yaek 48, Toongsonghong, Laksi, Bangkok 10210
Calibration procedure no : This instrument was calibrated by comparison with Standard gas mixture according to calibration Work Instruction no. WI-CL-28-C

REVIEW BY *Supt. S.*

APPROVED BY *[Signature]*

NEXT CAL DATE..... 22/ 01/ 2026

The calibration certificate expanded uncertainty of measurement is stated as the standard uncertainty of measurent Multiplied by coverage factor k=2, which for a normal distribution corresponds to a coverage probability of approximately 95%.

This certificate is applied only to item under test Environmental condition.

This Calibration Certificate may not be reporduced other than in full except with the permission of the issuing laboratory. Calibration certificates without signature and seal not valid and The results relate only to the items tested/calibrated.

This calibration certificate documents are tracebility to national standards, which realize measurement according to the International System of Units (SI).

Date of calibration : 22-Jan-25

Kwanchai K.

Mr. Kwanchai Khamdoun

Calibration Technician

[Signature]

Mrs. Nongluck Wongsettee

Technical Manager

Certificate No.: G 680048

Standard References (Table 1)

Standard	Certificate No.	Vendor	Due date
Oxygen (O ₂) 2.50 % Vol	2412/23	Linde	27-Aug-27
Oxygen (O ₂) 9.984 % Vol	CG-0113-24	Nimt	01-Aug-29
Oxygen (O ₂) 21.02 % Vol	CG-0041-22	Nimt	10-Feb-27
Carbon monoxide (CO) 80.45 ppm	CG-0132-24	Nimt	10-Sep-29
Carbon monoxide (CO) 302 ppm	1915/23	Linde	16-Jun-25
Carbon monoxide (CO) 1007 ppm	1870/24	Linde	17-Jun-26
Nitrogen Dioxide (NO ₂) 30.68 ppm	2832/24	Linde	08-Sep-26
Nitrogen Dioxide (NO ₂) 81.8 ppm	2330/24	Linde	01-Aug-26
Nitrogen Dioxide (NO ₂) 201.9 ppm	1975/23	Linde	17-Jul-25
Nitric Oxide (NO) 30.0 ppm	CG-0065-24	Nimt	06-May-26
Nitric Oxide (NO) 151.5 ppm	0161/23	Linde	22-Jan-25
Nitric Oxide (NO) 322.5 ppm	1974/23	Linde	17-Jul-25
Sulphur Dioxide (SO ₂) 50.36 ppm	2004/23	Linde	17-Jul-25
Sulphur Dioxide (SO ₂) 100.7 ppm	2662/24	Linde	25-Aug-26
Sulphur Dioxide (SO ₂) 600.8 ppm	2003/23	Linde	17-Jul-25

Measured room conditions

Temperature : 22.6 °C Humidity : 64.8 %RH Pressure : 1012.7 mbar

Calibration conditions

Gas Temperature : 23 °C Flow rate : 1,300 ml/min Gas pressure : 1016.3 mbar

Calibration Results (Without adjustment) (Table 2)

Parameter of Standard	Standard Values	Mean of UUC	Error	Uncertainty (±)
O ₂ (%Vol)	2.50	2.47	-0.03	0.15
O ₂ (%Vol)	9.984	9.92	-0.064	0.20
O ₂ (%Vol)	21.02	21.12	0.10	0.30
CO (ppm)	80.45	82	1.55	3.0
CO (ppm)	302	305	3	6.0
CO (ppm)	1007	1011	4	12
NO ₂ (ppm)	30.68	28.8	-1.88	8.0
NO ₂ (ppm)	81.8	79.9	-1.9	8.0
NO ₂ (ppm)	201.9	199.7	-2.2	12
NO (ppm)	30.0	31	1.0	8.0
NO (ppm)	151.5	153	1.5	8.0
NO (ppm)	322.5	324	1.5	12
SO ₂ (ppm)	50.36	51	0.64	6.0
SO ₂ (ppm)	100.7	102	1.3	6.0
SO ₂ (ppm)	600.8	605	4.2	13

Remark : 1 cmol/mol = 1 %vol. 1 µmol/mol = 1 ppm.

End of Report

Accredited by

NSC-TISI-TIS 17025

Calibration 0426



NSC-TISI-TIS 17025

CALIBRATION 0426

Calibration certificate

Calibration Certificate No. 25BKL0003

Object	Electronic non-automatic weighing instrument	This calibration certificate documents the traceability to national standards.
Manufacturer	Sartorius	Uncertainties of measurements are taken into account when only statements of compliance are made.
Type	MSU224S-100-DU	This certificate was prepared by Sartorius Corporation in accordance to the current ISO/IEC 17025:2017 standard and Sartorius Work Instruction (Method) SOP WI 08.
Serial QM Ident. no.	31709552 RYG_EN0003	This certificate relate and apply this equipment only.
Customer	ALS Laboratory Group (Thailand) Co.,Ltd. (Rayong Branch)	
	616/10 Moo 5 T.Maenam Khu, A.Pluak Daeng, Rayong 21140, Thailand.	
Order no.	2230	
Number of pages	4	
Date of calibration	20 Feb 2025	

REVIEW BY

Thanitak.

APPROVED BY

D. Khunon.

NEXT CAL DATE

20/02/26

This calibration certificate may not be reproduced other than in full except with the permission of NSC-TISI-TIS-17025 and the issuing laboratory. Calibration certificates without signature are not valid.

The user is obliged to have the object recalibrated at appropriate intervals.

Date 06 Mar 2025

Approval of the Calibration Certificate



Mr. Chonchai Inthana

Person in charge

Kachen Lalee

Calibration object

Single range instrument

Model	MSU224S-100-DU
Serial Number	31709552
QM Ident. no Inventory no.	RYG_EN0003 ---

Maximum capacity (Max. load)	220.0000 g
Measured range	220.0000 g
Scale interval	0.0001 g

Place of calibration

Address	According to page 1
Department Cost center	Laboratory Department. ---
Building Floor	--- 1st Floor.
Room	Balance Room.
Maximum temperature variation at place of calibration	5 K

Calibration procedure

EURAMET cg-18, V4.0 - Guidelines on the Calibration of Non-Automatic Weighing Instruments

Test equipment

Test equipment type	Test equipment ID	Valid until
Thermometer	MHB-382SD s/nB011342 Traceable to SI unit through DKSH	21 Aug 2025
Test weight set OIML R111 E2	Certificate No.M2308197S ,E2(Traceable to SI unit through TCS)	23 Aug 2025

Adjustment Status

The measuring device was internally adjusted before the calibration.

Environmental and measuring conditions

Date of calibration	20 Feb 2025
Temperature at place of calibration Temp. diff. <i>T</i> _{weights} - <i>T</i> _{place}	24.7 °C 0.3 K
Measuring conditions	The installation site is suitable. The device was levelled. Balance was loaded up to Max before test.
Comments	Humidity 62.3 %RH.

Measurement results | Measurement uncertainties

Repeatability			Eccentricity	
Test load (nominal): 10 g 200 g			Test load (nominal): 100 g	
	10 g	200 g		
1	10.0000 g	200.0000 g	Center	
2	10.0000 g	200.0001 g	Front left	
3	9.9999 g	200.0000 g	Back left	
4	10.0000 g	200.0000 g	Back right	
5	10.0000 g	200.0001 g	Front right	
6	9.9999 g	200.0000 g	Maximum deviation from centric loading indication	
7	10.0000 g	200.0000 g	Δ _{ecc} max = 0.0001 g	
8	10.0000 g	200.0000 g		
9	10.0000 g	200.0000 g		
10	10.0000 g	200.0001 g		
	<i>s</i> = 0.00004 g	<i>s</i> = 0.00005 g		

Error of indication

Testload	Indication	Error	Expansion factor	Uncertainty	Uncertainty relative
<i>L</i>	<i>I</i>	<i>E</i>	<i>k</i>	<i>U</i> (<i>E</i>)	<i>U</i> _{rel} (<i>E</i>)
0.0100 g	0.0100 g	0.0000 g	2.00	0.00012 g	1.2 %
0.1000 g	0.1000 g	0.0000 g	2.00	0.00013 g	0.13 %
0.5000 g	0.5000 g	0.0000 g	2.00	0.00013 g	0.026 %
1.0000 g	1.0000 g	0.0000 g	2.00	0.00013 g	0.013 %
5.0000 g	5.0000 g	0.0000 g	2.00	0.00013 g	0.0026 %
10.0000 g	10.0000 g	0.0000 g	2.00	0.00013 g	0.0013 %
20.0000 g	20.0000 g	0.0000 g	2.00	0.00014 g	0.00068 %
50.0000 g	50.0000 g	0.0000 g	2.00	0.00015 g	0.00029 %
100.0000 g	100.0001 g	0.0001 g	2.00	0.00018 g	0.00018 %
200.0000 g	200.0000 g	0.0000 g	2.00	0.00028 g	0.00014 %
220.0000 g	220.0000 g	0.0000 g	2.00	0.00032 g	0.00015 %
Maximum error of indication		<i>E</i> _{max} = 0.0001 g			

*U*_{rel}(*E*) is the quotient of *U*(*E*) and test load *L*. The uncertainty of measurement *U*(*E*) is valid only if error *E* is considered. You will find reference notes on the uncertainty of measurement in use under: Appendix to the calibration certificate | Interpretation of measurement results.
Reference note: The reported expanded uncertainty of measurement is stated as the standard uncertainty of measurement multiplied by the documented Expansion factor, determined in accordance with the European Calibration Guideline EURAMET cg-18, V4.0. There is a 95 % probability that the value of the measurand will be in the assigned value range.

End of calibration certificate

Uncertainty of measurement in use

Device adjusted before measurement	Yes
Temperature deviation considered	1.5 K (isoCAL active)
Temperature coefficient considered	$1 \cdot 10^{-6}/\text{K}$

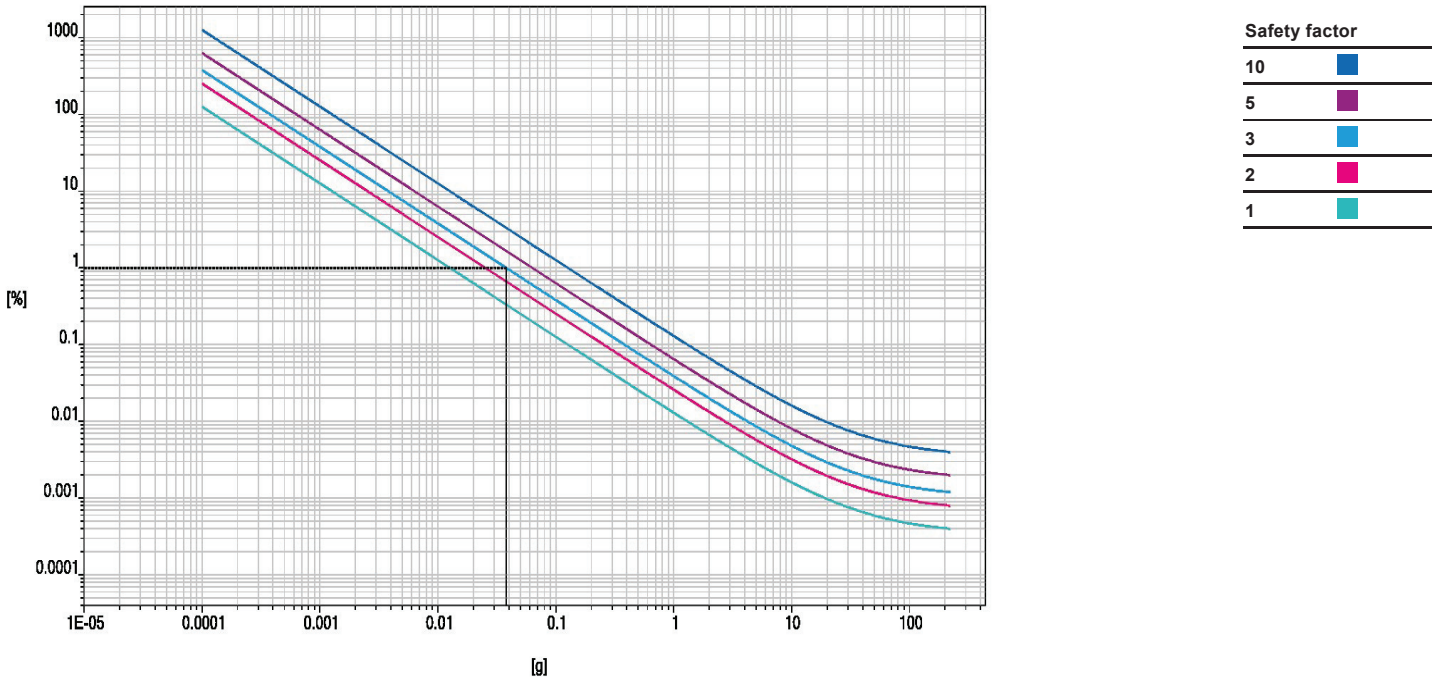
Uncertainty of the weighing result $U_{gl}(W)$

$U_{gl}(W) = 0.00013 \text{ g} + 3.42 \cdot 10^{-6} \cdot R$

Reference note: The current uncertainty of measurement is calculated by entering of the reading R into this formula. In relation to this, there is no need for a correction of the indication error. The reported expanded uncertainty of measurement is stated as the standard uncertainty of measurement multiplied with an Expansion factor of 2, determined in accordance with the European Calibration Guideline EURAMET cg-18, V4.0. There is a 95 % probability that the value of the measurand will be in the assigned value range.

Indication in % from max load	Net indication R	Uncertainty $U_{gl}(W)$	Uncertainty relative $U_{gl}(W)_{rel}$
1 %	2.2000 g	0.00014 g	0.0063 %
25 %	55.0000 g	0.00032 g	0.00058 %
50 %	110.0000 g	0.00051 g	0.00046 %
75 %	165.0000 g	0.00069 g	0.00042 %
100 %	220.0000 g	0.00088 g	0.00040 %

Graphic realization of the relative uncertainty of measurement | process accuracy



Displayed example

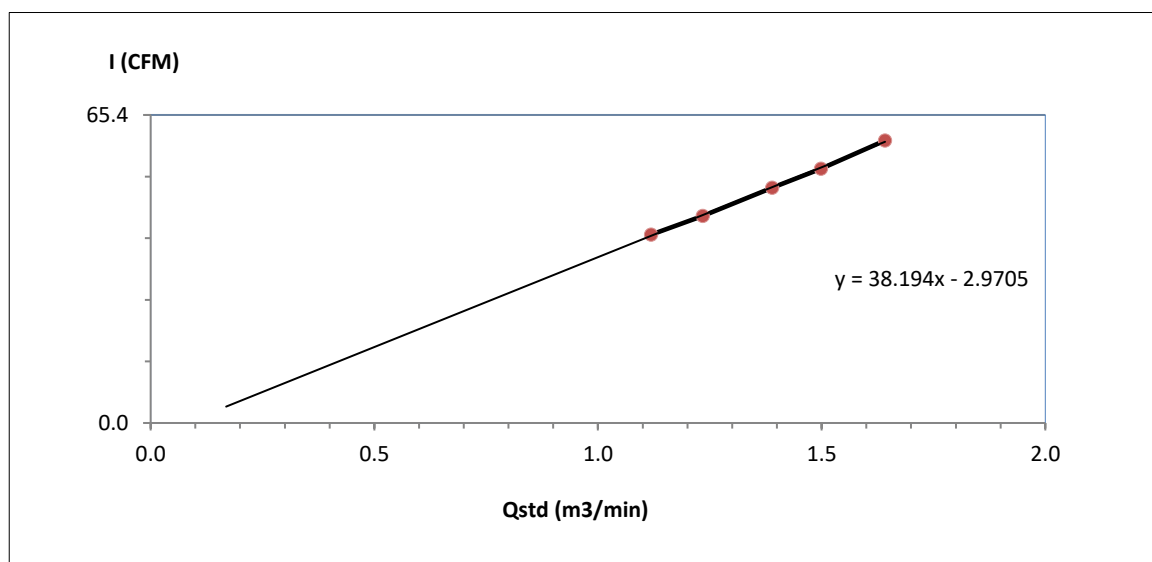
Process accuracy	1.00 %
Safety factor	3
Minimum sample weight	0.0380 g



High Volume Air Sampler Calibration Worksheet

Project Site :	Kiriu (Thatland) Co., Ltd	Barometric Pressure (mm Hg) :	754.4
Calibrate Location :	วัดจอมพลเจ้าพระยา (A1)	Temperature (°C) :	30.0
Calibrate Date :	30-Aug-25	High Volume ID :	RYG_FS0182
Calibration Sheet No.:	C-300825-RYG_FS0182	High Volume Model :	TE-5170D
Calibrator ID:	RYG_FS0206	High Volume S/N :	5335
Calibrator Model :	TE-5028A	Calibrator Slope :	1.48469
Calibrator S/N :	1543	Calibrator Intercept :	-0.02523

Test No.	Delta H ₂ O (inch)	Q _{std} (m ³ /min)	I : Chart (CFM)	Linear Regression
1	2.7	1.1187	40	Slope : 38.1940 Intercept : -2.9705 Correlation Coefficient : 0.9995
2	3.3	1.2342	44	
3	4.2	1.3891	50	
4	4.9	1.4984	54	
5	5.9	1.6417	60	



Calibrated by

จัสตัสชัย

(Mr. Chatchai Sukpia)
RYG Field Services Scientist (1)

Approved by :

Supot S

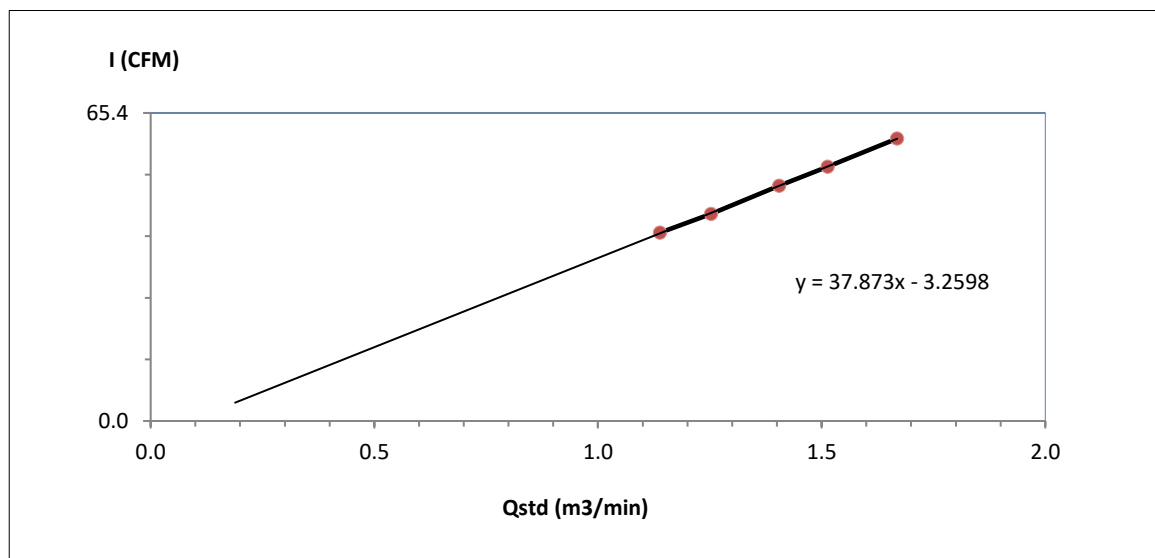
(Mr. Supot Salamteh)
Field Services Section Head



High Volume Air Sampler Calibration Worksheet

Project Site :	Kiriu (Thatland) Co., Ltd	Barometric Pressure (mm Hg) :	754.4
Calibrate Location :	วัดคลองกรำ (A2)	Temperature (°C) :	30.0
Calibrate Date :	30-Aug-25	High Volume ID :	RYG_FS0662
CalibrationSheet No.:	C-300825-RYG_FS0662	High Volume Model :	TE-5009X
Calibrator ID:	RYG_FS0206	High Volume S/N :	6259
Calibrator Model :	TE-5028A	Calibrator Slope :	1.48469
Calibrator S/N :	1543	Calibrator Intercept :	-0.02523

Test No.	Delta H ₂ O (inch)	Q _{std} (m ³ /min)	I : Chart (CFM)	Linear Regression
1	2.8	1.1388	40	Slope : 37.8730 Intercept : -3.2598 Correlation Coefficient : 0.9999
2	3.4	1.2523	44	
3	4.3	1.4052	50	
4	5.0	1.5133	54	
5	6.1	1.6689	60	



Calibrated by

จัสตัสชัย

(Mr. Chatchai Sukpia)
RYG Field Services Scientist (1)

Approved by :

Supot S

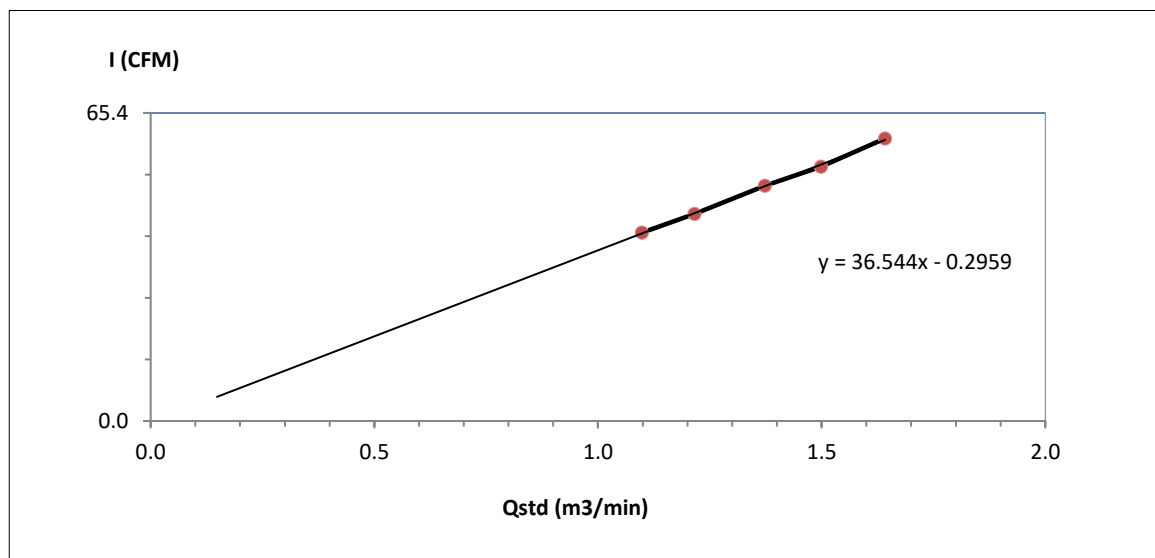
(Mr. Supot Salamteh)
Field Services Section Head



High Volume Air Sampler Calibration Worksheet

Project Site :	Kiriu (Thatland) Co., Ltd	Barometric Pressure (mm Hg) :	754.4
Calibrate Location :	วัดราษฎร์ศุภคาราม (A3)	Temperature (°C) :	30.0
Calibrate Date :	30-Aug-25	High Volume ID :	RYG_FS0395
Calibration Sheet No.:	C-300825-RYG_FS0395	High Volume Model :	TE-5170D
Calibrator ID:	RYG_FS0206	High Volume S/N :	5692
Calibrator Model :	TE-5028A	Calibrator Slope :	1.48469
Calibrator S/N :	1543	Calibrator Intercept :	-0.02523

Test No.	Delta H ₂ O (inch)	Q _{std} (m ³ /min)	I : Chart (CFM)	Linear Regression
1	2.6	1.0983	40	Slope : 36.5441 Intercept : -0.2959 Correlation Coefficient : 0.9993
2	3.2	1.2157	44	
3	4.1	1.3727	50	
4	4.9	1.4984	54	
5	5.9	1.6417	60	



Calibrated by

จัสตัสชัย

(Mr. Chatchai Sukpia)
RYG Field Services Scientist (1)

Approved by :

Supot S

(Mr. Supot Salamteh)
Field Services Section Head

Accredited by

NSC-TISI-TIS 17025

Calibration 0426



NSC-TISI-TIS 17025

CALIBRATION 0426

Calibration certificate

Calibration Certificate No. 25BKL0001

Object	Electronic non-automatic weighing instrument	This calibration certificate documents the traceability to national standards.
Manufacturer	Sartorius	Uncertainties of measurements are taken into account when only statements of compliance are made.
Type	LA130S-F	This certificate was prepared by Sartorius Corporation in accordance to the current ISO/IEC 17025:2017 standard and Sartorius Work Instruction (Method) SOP WI 08.
Serial QM Ident. no.	25409664 RYG_EN0001	This certificate relate and apply this equipment only.
Customer	ALS Laboratory Group (Thailand) Co.,Ltd. (Rayong Branch)	
	616/10 Moo 5 T.Maenam Khu, A.Pluak Daeng, Rayong 21140, Thailand.	
Order no.	2230	
Number of pages	4	
Date of calibration	20 Feb 2025	

REVIEW BY

Thanitak.

APPROVED BY

D. Khunon.

NEXT CAL DATE

20/02/26

This calibration certificate may not be reproduced other than in full except with the permission of NSC-TISI-TIS-17025 and the issuing laboratory. Calibration certificates without signature are not valid.

The user is obliged to have the object recalibrated at appropriate intervals.

Date 06 Mar 2025

Approval of the Calibration Certificate



Mr. Chonchai Inthana

Person in charge

Kachen Lalee

Calibration object

Single range instrument

Model	LA130S-F
Serial Number	25409664
QM Ident. no Inventory no.	RYG_EN0001 ---

Maximum capacity (Max. load)	150.0000 g
Measured range	150.0000 g
Scale interval	0.0001 g

Place of calibration

Address	According to page 1
Department Cost center	Laboratory Department. ---
Building Floor	--- 1st Floor.
Room	Balance Room.
Maximum temperature variation at place of calibration	5 K

Calibration procedure

EURAMET cg-18, V4.0 - Guidelines on the Calibration of Non-Automatic Weighing Instruments

Test equipment

Test equipment type	Test equipment ID	Valid until
Thermometer	MHB-382SD s/nB011342 Traceable to SI unit through DKSH	21 Aug 2025
Test weight set OIML R111 E2	Certificate No.M2308197S ,E2(Traceable to SI unit through TCS)	23 Aug 2025

Adjustment Status

The measuring device was internally adjusted before the calibration.

Environmental and measuring conditions

Date of calibration	20 Feb 2025
Temperature at place of calibration Temp. diff. <i>T</i> _{weights} - <i>T</i> _{place}	24.5 °C 1.0 K
Measuring conditions	The installation site is suitable. The device was levelled. Balance was loaded up to Max before test.
Comments	Humidity 58.0 %RH.

Measurement results | Measurement uncertainties

Repeatability			Eccentricity	
Test load (nominal): 10 g 100 g			Test load (nominal): 50 g	
	10 g	100 g		
1	10.0000 g	100.0000 g	Center	
2	9.9999 g	100.0000 g	Front left	
3	10.0000 g	99.9999 g	Back left	
4	10.0000 g	100.0000 g	Back right	
5	10.0000 g	99.9999 g	Front right	
6	9.9999 g	99.9999 g	Maximum deviation from centric loading indication	
7	10.0000 g	100.0000 g	Δ _{ecc} max = 0.0001 g	
8	10.0000 g	100.0000 g		
9	10.0000 g	100.0000 g		
10	10.0000 g	100.0000 g		
	<i>s</i> = 0.00004 g	<i>s</i> = 0.00005 g		

Error of indication

Testload	Indication	Error	Expansion factor	Uncertainty	Uncertainty relative
<i>L</i>	<i>I</i>	<i>E</i>	<i>k</i>	<i>U</i> (<i>E</i>)	<i>U</i> _{rel} (<i>E</i>)
0.0100 g	0.0100 g	0.0000 g	2.00	0.00012 g	1.2 %
0.0500 g	0.0500 g	0.0000 g	2.00	0.00013 g	0.25 %
0.1000 g	0.1000 g	0.0000 g	2.00	0.00013 g	0.13 %
0.5000 g	0.5000 g	0.0000 g	2.00	0.00013 g	0.026 %
1.0000 g	1.0000 g	0.0000 g	2.00	0.00013 g	0.013 %
2.0000 g	2.0000 g	0.0000 g	2.00	0.00013 g	0.0065 %
5.0000 g	5.0000 g	0.0000 g	2.00	0.00013 g	0.0026 %
10.0000 g	10.0000 g	0.0000 g	2.00	0.00013 g	0.0013 %
20.0000 g	20.0000 g	0.0000 g	2.00	0.00014 g	0.00069 %
100.0000 g	100.0000 g	0.0000 g	2.00	0.00021 g	0.00021 %
150.0000 g	149.9999 g	-0.0001 g	2.00	0.00028 g	0.00019 %
Maximum error of indication		<i>E</i> _{max} = 0.0001 g			

*U*_{rel}(*E*) is the quotient of *U*(*E*) and test load *L*. The uncertainty of measurement *U*(*E*) is valid only if error *E* is considered. You will find reference notes on the uncertainty of measurement in use under: Appendix to the calibration certificate | Interpretation of measurement results.
Reference note: The reported expanded uncertainty of measurement is stated as the standard uncertainty of measurement multiplied by the documented Expansion factor, determined in accordance with the European Calibration Guideline EURAMET cg-18, V4.0. There is a 95 % probability that the value of the measurand will be in the assigned value range.

End of calibration certificate

Uncertainty of measurement in use

Device adjusted before measurement	Yes
Temperature deviation considered	1.5 K (isoCAL active)
Temperature coefficient considered	$1 \cdot 10^{-6}/\text{K}$

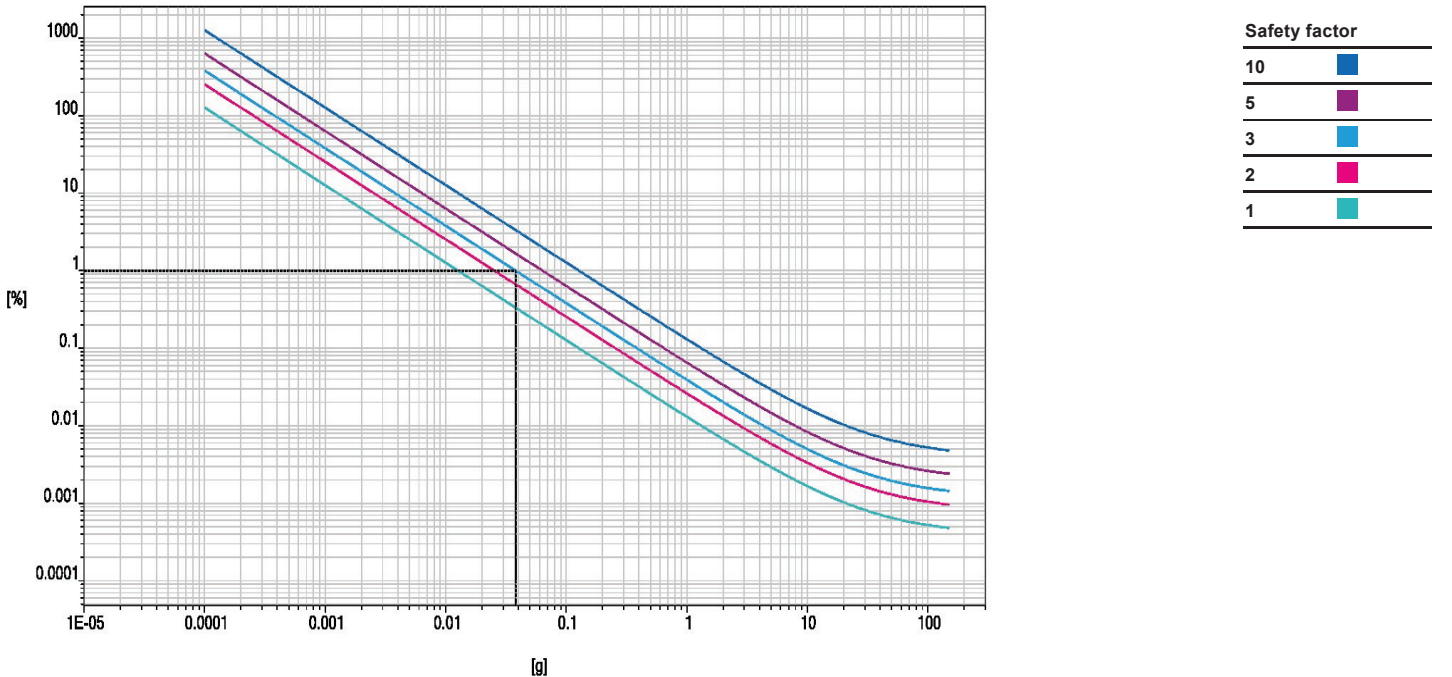
Uncertainty of the weighing result $U_{gl}(W)$

$U_{gl}(W) = 0.00013 \text{ g} + 3.96 \cdot 10^{-6} \cdot R$

Reference note: The current uncertainty of measurement is calculated by entering of the reading R into this formula. In relation to this, there is no need for a correction of the indication error. The reported expanded uncertainty of measurement is stated as the standard uncertainty of measurement multiplied with an Expansion factor of 2, determined in accordance with the European Calibration Guideline EURAMET cg-18, V4.0. There is a 95 % probability that the value of the measurand will be in the assigned value range.

Indication in % from max load	Net indication R	Uncertainty $U_{gl}(W)$	Uncertainty relative $U_{gl}(W)_{rel}$
1 %	1.5000 g	0.00014 g	0.0091 %
25 %	37.5000 g	0.00028 g	0.00074 %
50 %	75.0000 g	0.00043 g	0.00057 %
75 %	112.5000 g	0.00058 g	0.00051 %
100 %	150.0000 g	0.00072 g	0.00048 %

Graphic realization of the relative uncertainty of measurement | process accuracy



Displayed example

Process accuracy	1.00 %
Safety factor	3
Minimum sample weight	0.0380 g

Certificate Number

CWS-052-67

CERTIFICATE OF CALIBRATION

Page 1 of 2 Pages

MEASUREMENT ITEM : Cup anemometer
MANUFACTURER : Novalynx
MODEL/TYPE : Sensor: WS-02F
Data logger: 200-WS-25DL
SERIAL NUMBER : Sensor: WSD-A4986
Data logger: A4986
ID NUMBER : RYG_FS0087
CONDITION AS-RECEIVED : Used item
CUSTOMER : ALS laboratory group (Thailand) Co., Ltd.
104 Phatthanakan 40, Phatthanakan Rd, Khwaeng Suan Luang,
Khet Suan Luang, Bangkok 10250 Thailand.

RECEIVED DATE : 30 Sep 2024
MEASUREMENT DATE : 07 Oct 2024
ISSUE DATE : 07 Oct 2024

ENVIRONMENTAL CONDITIONS:

Ambient condition in the laboratory are as follow:

Temperature : 23.0 ± 3.0 °C
Relative Humidity : 55.0 ± 15.0 %RH
Atmospheric Pressure : 1010 ± 10 hPa

PLACE OF CALIBRATION : Eiffel-type wind tunnel of Jiranatee Associates Co., Ltd.

CALIBRATION CONDITIONS : Wind tunnel cross-section area¹ 900 cm²
Wind direction frontal area² 100 cm²
Diameter of mounting pipe³ - mm
Blockage ratio of test object⁴ 0.111 [-]

Preconditioning : 24 hours at ambient conditions.
Measurement Condition : The average values during measurement are (23.3) °C, (40.9) %RH and (1011.0) hPa.

TABULATION OF RESULTS:

The table on next page give the measured values.

Calibrated by:

☒ Mr. Sorawit Thachalad
☐ Miss Jittraporn Lertsomphol



Approved signatory: _____

Mr. Parinya Booncharoen
Calibration Department Manager

Calibration procedure:

The Cup anemometer was calibrated against Standard air velocity transducer model: 8455-12 and pitot tube with precision differential pressure meter model: DPM2500 in an close test-section of Eiffel-type wind tunnel with 900 cm² cross test section area. The WI-CL-007 based on IEC 61400-12-1, Wind energy generation systems – Part 12-1: Power performance measurements of electricity producing wind turbines, March 2017 was used as a calibration guideline.

Traceability:

This certificate provides a traceability of The measurement to recognized the national standards, and to realization of the international system of units (SI) through the NIMT (National Metrology Institute of Thailand) via Certificate number: MW-0007-24 and MW-0055-23

Uncertainty of Measurement:

The reported uncertainty of measurement is based on the standard uncertainty multiplied by a coverage factor k=2, Which for a normal distribution corresponds to a coverage probability of approximately 95%. The standard uncertainty has been determined in accordance with the GUM 'Evaluation of measurement data - Guide to the expression of uncertainty in measurement'

REVIEW BY _____

APPROVED BY _____

NEXT CAL. DATE 7/4/26

Remark:

- ¹ Nozzle cross-section area of the wind tunnel
² Projected cross-section area of the tested object include mounting pipe
³ Diameter of mounting pipe
⁴ Ratio ² to ¹

MEASUREMENT RESULTS ⁵

The Cup anemometer, Unit Under Calibration (UUC) was exercised at 10 m/s for 5 minutes prior to calibration being performed. The standard air velocity 0.5 m/s to 5 m/s was calculated by a standard air velocity transducer which was installed 50 mm away from wind tunnel nozzle and installed 40 mm away from top of the test section and the standard air velocity 5 m/s to 30 m/s was calculated by a pitot tube with precision differential pressure meter which was installed 50 mm away from wind tunnel nozzle and installed 40 mm away from top of the test section, UUC was mounted on a round vertical tube of the lower plate at center of test section. The calibration was carried out under both rising and falling air velocity in the range of 1 m/s to 16 m/s at calibration interval of 1 m/s. The results of calibration and associated measurement uncertainties are reported in the table below.


V_{std} ⁶ (m/s)	Temp. wind tunnel (°C)	Temp. room (°C)	V_{UUC} ⁷ (m/s)	Error (m/s)	$U (k=2)$ (m/s)
1.013	23.26	23.30	0.8	-0.2	0.31
2.237	23.24	23.30	2.0	-0.2	0.31
3.051	23.28	23.30	3.0	-0.1	0.31
4.204	23.26	23.30	4.0	-0.2	0.31
4.96	22.92	23.30	5.0	0.0	0.31
5.98	22.70	23.30	6.0	0.0	0.31
7.05	22.84	23.30	7.0	0.0	0.31
7.98	22.58	23.30	8.0	0.0	0.31
8.97	23.00	23.30	9.0	0.0	0.31
9.97	22.96	23.30	10.1	0.1	0.31
11.03	23.10	23.30	11.2	0.2	0.31
12.02	22.94	23.30	12.1	0.1	0.33
12.95	23.20	23.30	13.2	0.2	0.32
13.93	23.04	23.30	14.2	0.3	0.34
14.98	23.20	23.30	15.2	0.2	0.37
15.91	23.14	23.30	16.2	0.3	0.31

Remark:

⁵ Calibration results only count for the tested circumstances and environmental conditions during which calibration took place

⁶ Velocity of standard

⁷ Velocity of Unit Under Calibration

PHOTO OF CALIBRATION SET-UP

Calibration set-up of the Cup anemometer calibration in the wind tunnel of Jiranatee Associates Co., Ltd. The Cup anemometer shown may differ from the calibrated one. Remark: The proportion of the set- up is not true to scale due to imaging geometry.

End of Certificate of Calibration



Certificate Number

CWD-052-67

CERTIFICATE OF CALIBRATION

Page 1 of 2 Pages

MEASUREMENT ITEM : Wind Direction Sensor
MANUFACTURER : Novalynx
MODEL/TYPE : Sensor: WS-02F
Data logger: 200-WS-25DL
SERIAL NUMBER : Sensor: WSD-A4986
Data logger: A4986
ID NUMBER : RYG_FS0087
CONDITION AS-RECEIVED : Used item
CUSTOMER : ALS laboratory group (Thailand) Co., Ltd.
104 Phatthanakan 40, Phatthanakan Rd, Khwaeng Suan Luang,
Khet Suan Luang, Bangkok 10250 Thailand.

RECEIVED DATE : 30 Sep 2024
MEASUREMENT DATE : 07 Oct 2024
ISSUE DATE : 07 Oct 2024

ENVIRONMENTAL CONDITIONS:

Ambient condition in the laboratory are as follow:

Temperature	: 23.0 ± 3.0	°C
Relative Humidity	: 55.0 ± 15.0	%RH
Atmospheric Pressure	: 1010 ± 10	hPa

PLACE OF CALIBRATION : Eiffel-type wind tunnel of Jiranatee Associates Co., Ltd.

CALIBRATION CONDITION	: Wind tunnel cross-section area ¹	900	cm ²
	Wind direction frontal area ²	129	cm ²
	Diameter of mounting pipe ³	-	mm
	Blockage ratio of test object ⁴	0.143	[-]

Preconditioning : 24 hours at ambient conditions.
Measurement Condition : The average values during measurement are (23.3)°C, (47.2) %RH and (1007.3) hPa.

TABULATION OF RESULTS:

The table on next page give the measured values.

Calibrated by:

- ☒ Mr. Sorawit Thachalad
☐ Miss Jitraporn Lertsomphol



Approved signatory:

Mr. Parinya Booncharoen
Calibration Department Manager

Remark:

- ¹ Nozzle cross-section area of the wind tunnel
² Projected cross-section area of the tested object include mounting pipe
³ Diameter of mounting pipe
⁴ Ratio ² to ¹

Calibration procedure:

The wind direction sensor was calibrated against Standard Rotary Encoder model: AX4009TS-DM04-P3-S-U0 in an close test-section of Eiffel-type wind tunnel with 900 cm² cross test section area. The WI-CL-008 based on IEC 61400-12-1, Wind energy generation systems – Part 12-1: Power performance measurements of electricity producing wind turbines, March 2017 was used as a calibration guideline.

Traceability:

This certificate provides a traceability of The measurement to recognized the national standards, and to realization of the international system of units (SI) through the NIMT (National Metrology Institute of Thailand) via Certificate number: DA-0036-23.

Uncertainty of Measurement:

The reported uncertainty of measurement is based on the standard uncertainty multiplied by a coverage factor k=2, Which for a normal distribution corresponds to a coverage probability of approximately 95%. The standard uncertainty has been determined in accordance with the GUM 'Evaluation of measurement data - Guide to the expression of uncertainty in measurement'

MEASUREMENT RESULTS⁵

The wind direction sensor was calibrated against standard rotary encoder by comparison method. During calibration, the measurement was carried out at 45° intervals in clockwise and counterclockwise directions after offset adjustment has been made. The flow speed of wind tunnel (usually 5 m/s) is kept constant while the sensor is rotated around its vertical axis. The results of calibration and associated measurement uncertainties are reported in the table below.

Air speed	D^{std}	D^{uuc}	Error	$U (k=2)$
m/s	Degree (°)	Degree (°)	Degree (°)	Degree (°)
5.00	0.000	0	0	0.80
	45.000	42	-3	0.80
	90.000	87	-3	0.80
	135.000	133	-2	0.80
	180.000	178	-2	0.80
	225.000	224	-1	0.80
	270.000	273	3	0.80
	315.000	318	3	0.80

Remark:

⁵ Calibration results only count for the tested circumstances and environmental conditions during which calibration took place

⁶ Direction of standard

⁷ Direction of Unit Under Calibration

End of Certificate of Calibration



Certificate of Calibration

Customer



Name : ALS Laboratory Group Thailand Co., Ltd. **Certificate No** : 25-ACT-010
Address : 104 Soi Phatthanakan 40, Phatthanakan Road, Suan Luang, **Request No** : Req-2025-0091
Bangkok 10250

Unit Under Calibration Details

Measurement item : Acoustic Calibrator Class : 1
Manufacturer : RION Range : 94 dB / 1000 Hz
Model : NC-74 Instrument Status : Used
Serial Number : 34178121
ID : RYG_FS0213

Calibration Environment and Details

Temperature : (23 \pm 2 °C)
Humidity : (50 \pm 20 %RH)
Barometric Pressure : (1013 \pm 10.0 hPa)
Received Date : 15 January 2025
Calibration Date : 16 January 2025
Location of Calibration : LAB 1 Acoustic
Calibration Procedure : In-house method CP-ACT-02 based on IEC 60942:2017 Electroacoustics - Sound calibrators


REVIEW BY 
APPROVED BY 
NEXT CAL DATE 16/01/26


Reference Standard	Model	Serial Number	Traceable	Due Calibration
Sound Calibrator	SV 35A	58079	EEI	12 June 2025
THD Multimeter	2015	1047765	NIMT	16 January 2025

Traceability : This certificate provides traceability of measurement to recognized national standard, and to the realization of the international System of Units (SI).

Note

The reported uncertainty is based on standard uncertainty multiplied by the Coverage Factor $k=2$, providing a level of confidence approximately 95 %.

Calibrated By : 
Mr. Noppadon Luangart
Service Calibration Engineer

Approved By : 
Mr. Pacit Mathavorn
Calibration Engineer Supervisor

Issue Date : 16 January 2025

Certificate No : 25-ACT-010

Request No : Req-2025-0091

Sound pressure level

Calibration Results : Without Adjustment

Calibration Range (dB)	Without Adjustment (dB)		Adjustment (dB)		Uncertainty (± dB)	Acceptance limit Class 1 (± dB)	Result
	Measured	Deviated value	Measured	Deviated value			
94 dB / 1000 Hz	94.11	0.11	-	-	0.13	0.25	Pass

Frequency of Sound pressure level

Calibration Range (Hz)	Without Adjustment		Adjustment		Uncertainty (± %)	Acceptance limit Class 1 (± %)	Result
	Measured (Hz)	Deviated	Measured (Hz)	Deviated			
94 dB / 1000 Hz	1000.00	0.00	-	-	0.01	0.70	Pass

Total Harmonic Distortion plus Noise of Sound pressure level (THD+N %)

Calibration Range (Hz)	Without Adjustment	Adjustment	Uncertainty (± %)	Acceptance limit Class 1 (± %)	Result
	Measured (%)	Measured (%)			
94 dB / 1000 Hz	1.21	-	0.40	2.5	Pass

Note :

Function	Maximum-permitted Uncertainty of measurement
Sound pressure level	0.15 dB
Frequency	0.20%
Total distortion+noise	0.50%

- Acceptance limit was IEC60942:2017 Class 1
- The calibration results exclude the calibrator pressure correction
- The calibration results exclude the microphone volume correction

Certificate No : 25-ACT-010

Request No : Req-2025-0091

Decision Rule for Statements of Conformity

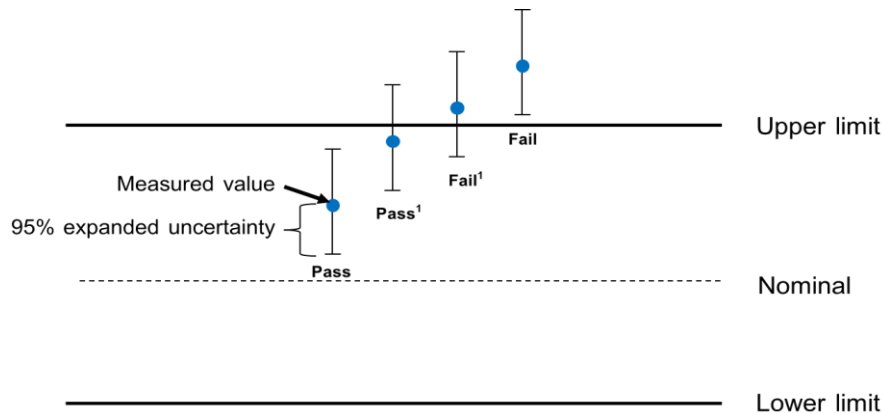
The standard decision rule employed for the statements of conformity to each calibration result will be applied using ILAC-G8:09/2019; Guidelines on the Reporting of Compliance with Specification as following Fig. and statements

Pass = The measurement result plus the expanded uncertainty with a 95% coverage probability were within the limit.

Pass¹ = The measurement result was within the limit. However, a portion of the expanded uncertainty of measurement at 95% exceeds the limit.

Fail¹ = The measurement result was out of the limit. However, a portion of the expanded uncertainty of measurement at 95% is within the limit.

Fail = The measurement result plus the expanded uncertainty with a 95% coverage probability were outside the limit.



End of Calibration

Cert. No. : ACL24304

Pages : 1 of 8

Calibration Certificate

Equipment : SOUND LEVEL METER
Manufacturer : RION
Model : NL-42 / Microphone UC-52 / Preamplifier NH-24
Serial No.: 00873057 / 171591 / 73333
ID No.: RYG_FS0381

Condition As Found : GOOD

Customer : ALS LABORATORY GROUP (THAILAND) CO., LTD.
104 PHATTHANAKAN 40, PHATTHANAKAN ROAD,
KHWANG PHATTHANAKAN, KHET SUAN LUANG,
BANGKOK, 10250 THAILAND.

Location : -
Ambient Temperature : (23.0 \pm 3) °C
Pressure : (101.3 \pm 3) kPa
Relative Humidity : (50.0 \pm 20) %

Received Date : 23 SEPTEMBER 2024
Calibration Date : 09 OCTOBER 2024
Date of Issue : 09 OCTOBER 2024

REVIEW BY	<i>Narakorn P.</i>
APPROVED BY	<i>[Signature]</i>
NEXT CAL. DATE	9/10/25

Calibrated by : Nathakorn Pisutpaisan

Approved by : *[Signature]*
(Thanakul Petchurai)

This certificate is issued in accordance with the requirements of ISO/IEC 17025 standard, may not be reproduced other than in full, except with the prior written approval of the head of Calibration Laboratory.

SITHIPORN ASSOCIATES CO., LTD.

CALIBRATION LABORATORY

451-451/1 Sirinthorn Road, Bangbumru, Bangplud, Bangkok, 10700 Thailand
Tel. +66 2433 8331 Email : calibration@sithiporn.com

SITHIPORN
associates



Cert. No. : ACL24304

Job No. : VC67AC0164

Pages : 2 of 8

Calibration Procedure : CP-AC-01

Calibration Method :

This equipment was calibrated by follow on IEC-61672-3 (2013) Standard for sound level meter (SLM).

The SLM had tests to Acoustical and Electrical signal tests of frequency weighting with Anechoic chamber and Reference Standard Instruments.

For tests results of each items were made by observation of each Instruments display and also with SLM's display.

Condition of this result of calibration :

1. Reference Standard Instruments :

<u>Instrument</u>	<u>Model</u>	<u>Serial No.</u>	<u>Cert. No.</u>	<u>Due Date</u>
Waveform Generator	33210A	MY48017076	EF-0009-24	05-FEB-25
Waveform Generator	33511B	MY52302742	EF-0007-24	05-FEB-25
Digital Multimeter	33461A	MY53220104	EEL.BP 21/0267	13-FEB-25
Digital Multimeter	33461A	MY53220076	EEL.BP 20/0267	15-FEB-25
Digital Multimeter	34461A	MY60024273	EEL.BP 22/0267	15-FEB-25
Programmable Attenuator	MAT-1070	62100114	EF-0008-24	05-FEB-25
Condenser Microphone	4180	2977900	AA-1001-24	12-FEB-25
Measuring Amplifier	NA-42KAI	34560495	AA-3001-24	05-FEB-25

2. This result of calibration was found accurate as shown on date and place of calibration for this calibrated item only.

3. This certificate is traceable to the international system of unit maintained at :

3.1 National Institute of Metrology (Thailand).

3.2 Thailand Institute of Scientific and Technological Research (TISTR).

SITHIPORN ASSOCIATES CO., LTD.

CALIBRATION LABORATORY

451-451/1 Sirinthorn Road, Bangbunru, Bangplud, Bangkok, 10700 Thailand
Tel. +66 2433 8331 Email : calibration@sithiporn.com

SITHIPORN
associates



Cert. No. : ACL24304
Job No. : VC67AC0164
Pages : 3 of 8

Summary of Measurement Result :

Parameter	Uncertainty (dB)	Maximum-permitted uncertainty of measurement (dB)
1. Absolute sensitivity	0.2	N/A
2. Self-generated noise	0.2	N/A
3. Acoustical signal tests of frequency weightings		
125 Hz	0.3	0.6
1000 Hz	0.3	0.6
8000 Hz	0.3	0.7
4. Electrical signal tests of frequency weightings		
For 10 Hz to 4 kHz	0.3	0.6
For > 4 kHz to 10 kHz	0.3	0.7
For > 10 kHz to 20 kHz	0.3	1.0
5. Frequency and time weightings at 1 kHz	0.2	0.2
6. Long - term stability	0.1	0.1
7. Level linearity on the reference level range	0.2	0.3
8. Level linearity including the level range control	0.2	0.3
9. Tone burst response	0.2	0.3
10. Peak C sound level	0.2	0.35
11. Overload indication	0.2	0.25
12. High level stability	0.1	0.1

T. Petch

Cert. No. : ACL24304

Job No. : VC67AC0164

Page : 4 of 8

Result of calibration :

1. Absolute sensitivity

Reference Acoustic Signal (dB)	Measured Value (dB)	Deviation (dB)	Acceptance Limit (dB)
93.9 (93.94)	93.9	0.0	±0.3

2. Self-generated noise

2.1 Normal test

Measured Value (dB)
16.7

2.2 The microphone of the sound level meter was replaced by electrical signal input device.

Frequency Weighting	Weighting (dB)
A - weight	13.4
C - weight	19.3
Flat	25.0

3. Acoustical signal tests of frequency weightings

Meter free-field acoustic response at a level of 84 dB

Frequency (Hz)	Deviation from various frequency weighting response curve (dB)			
	Flat	C-weight	A-weight	Acceptance Limits
125	0.3	0.4	0.4	± 1.5
1000	0.1	0.1	0.1	± 1.0
8000	1.1	1.2	1.2	±5.0

T. Ketch.

Cert. No. : ACL24304
Job No. : VC67AC0164
Pages : 5 of 8

4. Electrical signal tests of frequency weightings

Weighting network response with relative to 1 kHz.

Frequency (Hz)	Deviation from various frequency weighting response curve (dB)			
	Flat	C-weight	A-weight	Acceptance Limits
63	0.0	0.0	0.0	±2.0
125	0.1	0.1	0.1	±1.5
250	0.1	0.0	0.0	±1.5
500	0.0	0.1	0.0	±1.5
1000	0.0	0.0	0.0	±1.0
2000	0.0	0.1	0.0	±2.0
4000	0.0	0.0	0.0	±3.0
8000	0.0	0.1	0.1	±5.0

5. Frequency and time weightings at 1 kHz

5.1 Frequency weightings at 1 kHz

Frequency Weighting	Anticipated Value (dB)	Measured Value (dB)	Deviated Value (dB)	Acceptance Limits (dB)
A - weight	94.0	94.0	0.0	± 0.2
C - weight	94.0	94.0	0.0	± 0.2
Flat	94.0	94.0	0.0	± 0.2

5.2 Time weighting at 1 kHz

Frequency Weighting	Anticipated Value (dB)	Measured Value (dB)	Deviated Value (dB)	Acceptance Limits (dB)
Fast	94.0	94.0	0.0	± 0.1
Slow	94.0	94.0	0.0	± 0.1
Leq	94.0	94.0	0.0	± 0.1

6. Long - term stability

Frequency Weighting	SLM Display at initial (dB)	SLM Display at final (dB)	Deviated Value (dB)	Acceptance Limits (dB)
A - weight	94.0	94.1	0.1	± 0.3

T. Petch

SITHIPORN ASSOCIATES CO., LTD.

CALIBRATION LABORATORY

451-451/1 Sirinthorn Road, Bangbunru, Bangplud, Bangkok, 10700 Thailand
Tel. +66 2433 8331 Email : calibration@sithiporn.com

SITHIPORN
associates



Cert. No. : ACL24304

Job No. : VC67AC0164

Pages : 6 of 8

7. Level linearity on the reference level range

Anticipated Value (dB)	Measured Value (dB)	Deviated Value (dB)	Acceptance Limits (dB)
137.0	137.0	0.0	± 1.1
136.0	136.0	0.0	± 1.1
135.0	135.0	0.0	± 1.1
134.0	134.0	0.0	± 1.1
133.0	133.0	0.0	± 1.1
132.0	132.0	0.0	± 1.1
131.0	131.0	0.0	± 1.1
129.0	129.0	0.0	± 1.1
124.0	124.0	0.0	± 1.1
119.0	119.0	0.0	± 1.1
114.0	114.0	0.0	± 1.1
109.0	109.0	0.0	± 1.1
104.0	104.0	0.0	± 1.1
99.0	99.0	0.0	± 1.1
94.0	94.0	0.0	± 1.1
89.0	89.0	0.0	± 1.1
84.0	84.0	0.0	± 1.1
79.0	79.0	0.0	± 1.1
74.0	74.0	0.0	± 1.1
69.0	69.0	0.0	± 1.1
64.0	64.0	0.0	± 1.1
59.0	59.0	0.0	± 1.1
54.0	54.0	0.0	± 1.1
49.0	49.0	0.0	± 1.1
44.0	44.0	0.0	± 1.1
39.0	39.0	0.0	± 1.1
34.0	34.0	0.0	± 1.1
30.0	30.1	0.1	± 1.1
29.0	29.0	0.0	± 1.1
28.0	28.1	0.1	± 1.1
27.0	27.1	0.1	± 1.1
26.0	26.2	0.2	± 1.1
25.0	25.2	0.2	± 1.1

S. Petcha

SITHIPORN ASSOCIATES CO., LTD.

CALIBRATION LABORATORY

451-451/1 Sirinthorn Road, Bangbunru, Bangplud, Bangkok, 10700 Thailand
Tel. +66 2433 8331 Email : calibration@sithiporn.com

SITHIPORN
associates



Cert. No. : ACL24304
Job No. : VC67AC0164
Pages : 7 of 8

8. Level linearity including the level range control

Range	Anticipated Value (dB)	Measured Value (dB)	Deviated Value (dB)	Acceptance Limits (dB)
130	94.0	94.0	0.0	±1.1

Range	Anticipated Value (dB)	Measured Value (dB)	Deviated Value (dB)	Acceptance Limits (dB)
130	30.0	30.1	0.1	±1.1

9. Tone burst response

Time Weighting	Tone burst duration, Tb (ms)	Cycle	Anticipated Value (dB)	Measured Value (dB)	Deviated Value (dB)	Acceptance Limits (dB)
Fast	0.25	1	108.0	107.9	-0.1	1.5 ; -5.0
	2	8	117.0	117.0	0.0	1.0 ; -2.5
	200	800	134.0	134.1	0.1	±1.0
Slow	2	8	108.0	108.0	0.0	1.5 ; -5.0
	200	800	127.6	127.6	0.0	±1.0
SEL	0.25	1	99.0	98.9	-0.1	1.5 ; -5.0
	2	8	108.0	108.0	0.0	1.0 ; -2.5
	200	800	128.0	128.1	0.1	±1.0

T. Petch

SITHIPORN ASSOCIATES CO., LTD.

CALIBRATION LABORATORY

451-451/1 Sirinthorn Road, Bangbunru, Bangplud, Bangkok, 10700 Thailand
Tel. +66 2433 8331 Email : calibration@sithiporn.com

SITHIPORN
associates



Cert. No. : ACL24304
Job No. : VC67AC0164
Pages : 8 of 8

10. Peak C sound level

Number of cycle in test signal	Anticipated Value (dB)	Measured Value, Lcpeak (dB)	Deviated Value (dB)	Acceptance Limits (dB)
Continuous	133.0	133.0	0.0	±3.0
One	136.4	135.9	-0.5	±3.0

Number of cycle in test signal	Anticipated Value (dB)	Measured Value (dB)	Deviated Value (dB)	Acceptance Limits (dB)
Continuous	133.0	133.1	0.1	±2.0
Positive half cycle	135.4	135.2	-0.2	±2.0
Negative half cycle	135.4	135.2	-0.2	±2.0

11. Overload indication

Measured value (dB)		Deviated Value (dB)	Acceptance Limits (dB)
Positive one-half cycle	Negative one-half cycle		
89.6	89.5	-0.1	±1.5

12. High level stability

Frequency Weighting	SLM Display at initial (dB)	SLM Display at final (dB)	Deviated Value (dB)	Acceptance Limits (dB)
A - weight	137.0	137.0	0.0	±0.3

The reported uncertainty is based on a standard uncertainty multiplied by coverage factor $k = 2$
or any value following calculation, providing a level of confidence of approximately 95 %

End of Calibration Certificate

T. Ketch

Cert. No. : ACL24307

Pages : 1 of 8

Calibration Certificate

Equipment : SOUND LEVEL METER
Manufacturer : RION
Model : NL-42 / Microphone UC-52 / Preamplifier NH-24
Serial No.: 01073423 / 169513 / 73684
ID No.: RYG_FS0386

Condition As Found : GOOD

Customer : ALS LABORATORY GROUP (THAILAND) CO., LTD.
104 PHATTHANAKAN 40, PHATTHANAKAN ROAD,
KHWAEANG PHATTHANAKAN, KHET SUAN LUANG,
BANGKOK, 10250 THAILAND.

Location : -
Ambient Temperature : (23.0 \pm 3) °C
Pressure : (101.3 \pm 3) kPa
Relative Humidity : (50.0 \pm 20) %

Received Date : 23 SEPTEMBER 2024
Calibration Date : 09 OCTOBER 2024
Date of Issue : 09 OCTOBER 2024

REVIEW BY	<i>Norakorn P.</i>
APPROVED BY	<i>[Signature]</i>
NEXT CAL. DATE	<i>9/10/25</i>

Calibrated by :

Nathakorn Pisutpaisan

Approved by :

[Signature]
(Thanakul Petchurai)

This certificate is issued in accordance with the requirements of ISO/IEC 17025 standard, may not be reproduced other than in full, except with the prior written approval of the head of Calibration Laboratory.

SITHIPORN ASSOCIATES CO., LTD.

CALIBRATION LABORATORY

451-451/1 Sirinthorn Road, Bangbunru, Bangplud, Bangkok, 10700 Thailand
Tel. +66 2433 8331 Email : calibration@sithiporn.com

SITHIPORN
associates



Cert. No. : ACL24307
Job No. : VC67AC0164
Pages : 2 of 8

Calibration Procedure : CP-AC-01

Calibration Method :

This equipment was calibrated by follow on IEC-61672-3 (2013) Standard for sound level meter (SLM).

The SLM had tests to Acoustical and Electrical signal tests of frequency weighting with Anechoic chamber and Reference Standard Instruments.

For tests results of each items were made by observation of each Instruments display and also with SLM's display.

Condition of this result of calibration :

1. Reference Standard Instruments :

<u>Instrument</u>	<u>Model</u>	<u>Serial No.</u>	<u>Cert. No.</u>	<u>Due Date</u>
Waveform Generator	33210A	MY48017076	EF-0009-24	05-FEB-25
Waveform Generator	33511B	MY52302742	EF-0007-24	05-FEB-25
Digital Multimeter	33461A	MY53220104	EEL.BP 21/0267	13-FEB-25
Digital Multimeter	33461A	MY53220076	EEL.BP 20/0267	15-FEB-25
Digital Multimeter	34461A	MY60024273	EEL.BP 22/0267	15-FEB-25
Programmable Attenuator	MAT-1070	62100114	EF-0008-24	05-FEB-25
Condenser Microphone	4180	2977900	AA-1001-24	12-FEB-25
Measuring Amplifier	NA-42KAI	34560495	AA-3001-24	05-FEB-25

2. This result of calibration was found accurate as shown on date and place of calibration for this calibrated item only.

3. This certificate is traceable to the international system of unit maintained at :

3.1 National Institute of Metrology (Thailand).

3.2 Thailand Institute of Scientific and Technological Research (TISTR).

T. Petch.

SITHIPORN ASSOCIATES CO., LTD.

CALIBRATION LABORATORY

451-451/1 Sirinthorn Road, Bangbumru, Bangplud, Bangkok, 10700 Thailand
Tel. +66 2433 8331 Email : calibration@sithiporn.com

SITHIPORN
associates



Cert. No. : ACL24307
Job No. : VC67AC0164
Pages : 3 of 8

Summary of Measurement Result :

Parameter	Uncertainty (dB)	Maximum-permitted uncertainty of measurement (dB)
1. Absolute sensitivity	0.2	N/A
2. Self-generated noise	0.2	N/A
3. Acoustical signal tests of frequency weightings		
125 Hz	0.3	0.6
1000 Hz	0.3	0.6
8000 Hz	0.3	0.7
4. Electrical signal tests of frequency weightings		
For 10 Hz to 4 kHz	0.3	0.6
For > 4 kHz to 10 kHz	0.3	0.7
For > 10 kHz to 20 kHz	0.3	1.0
5. Frequency and time weightings at 1 kHz	0.2	0.2
6. Long - term stability	0.1	0.1
7. Level linearity on the reference level range	0.2	0.3
8. Level linearity including the level range control	0.2	0.3
9. Tone burst response	0.2	0.3
10. Peak C sound level	0.2	0.35
11. Overload indication	0.2	0.25
12. High level stability	0.1	0.1

K. Ketch.

SITHIPORN ASSOCIATES CO., LTD.

CALIBRATION LABORATORY

451-451/1 Sirinthorn Road, Bangbumru, Bangplud, Bangkok, 10700 Thailand
Tel. +66 2433 8331 Email : calibration@sithiporn.com

SITHIPORN
associates



Cert. No. : ACL24307
Job No. : VC67AC0164
Page : 4 of 8

Result of calibration :

1. Absolute sensitivity

Reference Acoustic Signal (dB)	Measured Value (dB)	Deviation (dB)	Acceptance Limit (dB)
93.9 (93.94)	93.9	0.0	±0.3

2. Self-generated noise

2.1 Normal test

Measured Value (dB)
15.7

2.2 The microphone of the sound level meter was replaced by electrical signal input device.

Frequency Weighting	Weighting (dB)
A - weight	14.8
C - weight	21.2
Flat	26.6

3. Acoustical signal tests of frequency weightings

Meter free-field acoustic response at a level of 84 dB

Frequency (Hz)	Deviation from various frequency weighting response curve (dB)			Acceptance Limits
	Flat	C-weight	A-weight	
125	0.1	0.1	0.1	± 1.5
1000	0.0	0.0	0.0	± 1.0
8000	0.3	0.4	0.4	±5.0

G. Ketch.

Cert. No. : ACL24307
Job No. : VC67AC0164
Pages : 5 of 8

4. Electrical signal tests of frequency weightings

Weighting network response with relative to 1 kHz.

Frequency (Hz)	Deviation from various frequency weighting response curve (dB)			
	Flat	C-weight	A-weight	Acceptance Limits
63	0.0	0.0	-0.1	±2.0
125	0.0	0.0	0.0	±1.5
250	0.0	0.0	0.0	±1.5
500	0.0	0.0	-0.1	±1.5
1000	0.0	0.0	0.0	±1.0
2000	0.0	0.0	0.0	±2.0
4000	0.0	0.0	0.0	±3.0
8000	0.0	0.1	0.1	±5.0

5. Frequency and time weightings at 1 kHz

5.1 Frequency weightings at 1 kHz

Frequency Weighting	Anticipated Value (dB)	Measured Value (dB)	Deviated Value (dB)	Acceptance Limits (dB)
A - weight	94.0	94.0	0.0	± 0.2
C - weight	94.0	94.0	0.0	± 0.2
Flat	94.0	94.0	0.0	± 0.2

5.2 Time weighting at 1 kHz

Frequency Weighting	Anticipated Value (dB)	Measured Value (dB)	Deviated Value (dB)	Acceptance Limits (dB)
Fast	94.0	94.0	0.0	± 0.1
Slow	94.0	94.0	0.0	± 0.1
Leq	94.0	94.0	0.0	± 0.1

6. Long - term stability

Frequency Weighting	SLM Display at initial (dB)	SLM Display at final (dB)	Deviated Value (dB)	Acceptance Limits (dB)
A - weight	94.0	94.0	0.0	± 0.3

T. Petchu-

SITHIPORN ASSOCIATES CO., LTD.

CALIBRATION LABORATORY

451-451/1 Sirinthorn Road, Bangbumru, Bangplud, Bangkok, 10700 Thailand
Tel. +66 2433 8331 Email : calibration@sithiporn.com

SITHIPORN
associates



Cert. No. : ACL24307
Job No. : VC67AC0164
Pages : 6 of 8

7. Level linearity on the reference level range

Anticipated Value (dB)	Measured Value (dB)	Deviated Value (dB)	Acceptance Limits (dB)
137.0	137.0	0.0	± 1.1
136.0	136.0	0.0	± 1.1
135.0	135.0	0.0	± 1.1
134.0	134.0	0.0	± 1.1
133.0	133.0	0.0	± 1.1
132.0	132.0	0.0	± 1.1
131.0	131.0	0.0	± 1.1
129.0	129.0	0.0	± 1.1
124.0	124.0	0.0	± 1.1
119.0	119.0	0.0	± 1.1
114.0	114.0	0.0	± 1.1
109.0	109.0	0.0	± 1.1
104.0	104.0	0.0	± 1.1
99.0	99.0	0.0	± 1.1
94.0	94.0	0.0	± 1.1
89.0	89.0	0.0	± 1.1
84.0	84.0	0.0	± 1.1
79.0	79.0	0.0	± 1.1
74.0	74.0	0.0	± 1.1
69.0	69.0	0.0	± 1.1
64.0	64.0	0.0	± 1.1
59.0	59.0	0.0	± 1.1
54.0	54.0	0.0	± 1.1
49.0	49.0	0.0	± 1.1
44.0	44.0	0.0	± 1.1
39.0	39.0	0.0	± 1.1
34.0	34.1	0.1	± 1.1
30.0	30.0	0.0	± 1.1
29.0	29.1	0.1	± 1.1
28.0	28.1	0.1	± 1.1
27.0	27.2	0.2	± 1.1
26.0	26.2	0.2	± 1.1
25.0	25.3	0.3	± 1.1

T. Petcha

SITHIPORN ASSOCIATES CO., LTD.

CALIBRATION LABORATORY

451-451/1 Sirinthorn Road, Bangbumru, Bangplud, Bangkok, 10700 Thailand
Tel. +66 2433 8331 Email : calibration@sithiporn.com

SITHIPORN
associates



Cert. No. : ACL24307
Job No. : VC67AC0164
Pages : 7 of 8

8. Level linearity including the level range control

Range	Anticipated Value (dB)	Measured Value (dB)	Deviated Value (dB)	Acceptance Limits (dB)
130	94.0	94.0	0.0	±1.1

Range	Anticipated Value (dB)	Measured Value (dB)	Deviated Value (dB)	Acceptance Limits (dB)
130	30.0	29.9	-0.1	±1.1

9. Tone burst response

Time Weighting	Tone burst duration, Tb (ms)	Cycle	Anticipated Value (dB)	Measured Value (dB)	Deviated Value (dB)	Acceptance Limits (dB)
Fast	0.25	1	108.0	107.9	-0.1	1.5 ; -5.0
	2	8	117.0	117.0	0.0	1.0 ; -2.5
	200	800	134.0	134.0	0.0	±1.0
Slow	2	8	108.0	108.0	0.0	1.5 ; -5.0
	200	800	127.6	127.6	0.0	±1.0
SEL	0.25	1	99.0	98.9	-0.1	1.5 ; -5.0
	2	8	108.0	108.0	0.0	1.0 ; -2.5
	200	800	128.0	128.0	0.0	±1.0

Handwritten signature: Petch

Cert. No. : ACL24307
Job No. : VC67AC0164
Pages : 8 of 8

10. Peak C sound level

Number of cycle in test signal	Anticipated Value (dB)	Measured Value, L _{cpeak} (dB)	Deviated Value (dB)	Acceptance Limits (dB)
Continuous	133.0	133.0	0.0	±3.0
One	136.4	136.3	-0.1	±3.0

Number of cycle in test signal	Anticipated Value (dB)	Measured Value (dB)	Deviated Value (dB)	Acceptance Limits (dB)
Continuous	133.0	133.0	0.0	±2.0
Positive half cycle	135.4	135.2	-0.2	±2.0
Negative half cycle	135.4	135.2	-0.2	±2.0

11. Overload indication

Measured value (dB)		Deviated Value (dB)	Acceptance Limits (dB)
Positive one-half cycle	Negative one-half cycle		
89.5	89.5	0.0	±1.5

12. High level stability

Frequency Weighting	SLM Display at initial (dB)	SLM Display at final (dB)	Deviated Value (dB)	Acceptance Limits (dB)
A - weight	137.0	137.0	0.0	±0.3

The reported uncertainty is based on a standard uncertainty multiplied by coverage factor $k = 2$
 or any value following calculation, providing a level of confidence of approximately 95 %

End of Calibration Certificate

T. Retch.

Cert. No. : ACL24305

Pages : 1 of 8

Calibration Certificate

Equipment : SOUND LEVEL METER
Manufacturer : RION
Model : NL-42 / Microphone UC-52 / Preamplifier NH-24
Serial No.: 00873109 / 171842 / 73485
ID No.: RYG_FS0384

Condition As Found : GOOD

Customer : ALS LABORATORY GROUP (THAILAND) CO., LTD.
104 PHATTHANAKAN 40, PHATTHANAKAN ROAD,
KHWAENG PHATTHANAKAN, KHET SUAN LUANG,
BANGKOK, 10250 THAILAND.

Location : -
Ambient Temperature : (23.0 \pm 3) °C
Pressure : (101.3 \pm 3) kPa
Relative Humidity : (50.0 \pm 20) %

Received Date : 23 SEPTEMBER 2024
Calibration Date : 09 OCTOBER 2024
Date of Issue : 09 OCTOBER 2024

REVIEW BY	Narakorn P.
APPROVED BY	[Signature]
NEXT CAL. DATE	9/10/25

Calibrated by :

Nathakorn Pisutpaisan

Approved by :

[Signature]
(Thanakul Petchurai)

This certificate is issued in accordance with the requirements of ISO/IEC 17025 standard, may not be reproduced other than in full, except with the prior written approval of the head of Calibration Laboratory.

SITHIPORN ASSOCIATES CO., LTD.

CALIBRATION LABORATORY

451-451/1 Sirinthorn Road, Bangbumru, Bangplud, Bangkok, 10700 Thailand
Tel. +66 2433 8331 Email : calibration@sithiporn.com

SITHIPORN
associates



Cert. No. : ACL24305

Job No. : VC67AC0164

Pages : 2 of 8

Calibration Procedure : CP-AC-01

Calibration Method :

This equipment was calibrated by follow on IEC-61672-3 (2013) Standard for sound level meter (SLM).

The SLM had tests to Acoustical and Electrical signal tests of frequency weighting with Anechoic chamber and Reference Standard Instruments.

For tests results of each items were made by observation of each Instruments display and also with SLM's display.

Condition of this result of calibration :

1. Reference Standard Instruments :

<u>Instrument</u>	<u>Model</u>	<u>Serial No.</u>	<u>Cert. No.</u>	<u>Due Date</u>
Waveform Generator	33210A	MY48017076	EF-0009-24	05-FEB-25
Waveform Generator	33511B	MY52302742	EF-0007-24	05-FEB-25
Digital Multimeter	33461A	MY53220104	EEL.BP 21/0267	13-FEB-25
Digital Multimeter	33461A	MY53220076	EEL.BP 20/0267	15-FEB-25
Digital Multimeter	34461A	MY60024273	EEL.BP 22/0267	15-FEB-25
Programmable Attenuator	MAT-1070	62100114	EF-0008-24	05-FEB-25
Condenser Microphone	4180	2977900	AA-1001-24	12-FEB-25
Measuring Amplifier	NA-42KAI	34560495	AA-3001-24	05-FEB-25

2. This result of calibration was found accurate as shown on date and place of calibration for this calibrated item only.

3. This certificate is traceable to the international system of unit maintained at :

3.1 National Institute of Metrology (Thailand).

3.2 Thailand Institute of Scientific and Technological Research (TISTR).

T. Petch.

SITHIPORN ASSOCIATES CO., LTD.

CALIBRATION LABORATORY

451-451/1 Sirinthorn Road, Bangbumru, Bangplud, Bangkok, 10700 Thailand
Tel. +66 2433 8331 Email : calibration@sithiporn.com

SITHIPORN
associates



Cert. No. : ACL24305
Job No. : VC67AC0164
Pages : 3 of 8

Summary of Measurement Result :

Parameter	Uncertainty (dB)	Maximum-permitted uncertainty of measurement (dB)
1. Absolute sensitivity	0.2	N/A
2. Self-generated noise	0.2	N/A
3. Acoustical signal tests of frequency weightings		
125 Hz	0.3	0.6
1000 Hz	0.3	0.6
8000 Hz	0.3	0.7
4. Electrical signal tests of frequency weightings		
For 10 Hz to 4 kHz	0.3	0.6
For > 4 kHz to 10 kHz	0.3	0.7
For > 10 kHz to 20 kHz	0.3	1.0
5. Frequency and time weightings at 1 kHz	0.2	0.2
6. Long - term stability	0.1	0.1
7. Level linearity on the reference level range	0.2	0.3
8. Level linearity including the level range control	0.2	0.3
9. Tone burst response	0.2	0.3
10. Peak C sound level	0.2	0.35
11. Overload indication	0.2	0.25
12. High level stability	0.1	0.1

T. Petch.

SITHIPORN ASSOCIATES CO., LTD.

CALIBRATION LABORATORY

451-451/1 Sirinthorn Road, Bangbunru, Bangplud, Bangkok, 10700 Thailand
Tel. +66 2433 8331 Email : calibration@sithiporn.com

SITHIPORN
associates



Cert. No. : ACL24305

Job No. : VC67AC0164

Page : 4 of 8

Result of calibration :

1. Absolute sensitivity

Reference Acoustic Signal (dB)	Measured Value (dB)	Deviation (dB)	Acceptance Limit (dB)
93.9 (93.94)	93.9	0.0	±0.3

2. Self-generated noise

2.1 Normal test

Measured Value (dB)
16.1

2.2 The microphone of the sound level meter was replaced by electrical signal input device.

Frequency Weighting	Weighting (dB)
A - weight	13.1
C - weight	19.8
Flat	25.1

3. Acoustical signal tests of frequency weightings

Meter free-field acoustic response at a level of 84 dB

Frequency (Hz)	Deviation from various frequency weighting response curve (dB)			
	Flat	C-weight	A-weight	Acceptance Limits
125	0.4	0.5	0.5	± 1.5
1000	0.0	0.0	0.0	± 1.0
8000	-1.4	-1.3	-1.3	±5.0

T. Petch.

Cert. No. : ACL24305
Job No. : VC67AC0164
Pages : 5 of 8

4. Electrical signal tests of frequency weightings

Weighting network response with relative to 1 kHz.

Frequency (Hz)	Deviation from various frequency weighting response curve (dB)			
	Flat	C-weight	A-weight	Acceptance Limits
63	0.0	0.0	0.0	±2.0
125	0.1	0.1	0.0	±1.5
250	0.0	0.0	0.0	±1.5
500	0.0	0.1	0.0	±1.5
1000	0.0	0.0	0.0	±1.0
2000	0.0	0.1	0.0	±2.0
4000	0.0	0.0	0.0	±3.0
8000	0.0	0.1	0.1	±5.0

5. Frequency and time weightings at 1 kHz

5.1 Frequency weightings at 1 kHz

Frequency Weighting	Anticipated Value (dB)	Measured Value (dB)	Deviated Value (dB)	Acceptance Limits (dB)
A - weight	94.0	94.0	0.0	± 0.2
C - weight	94.0	94.0	0.0	± 0.2
Flat	94.0	94.0	0.0	± 0.2

5.2 Time weighting at 1 kHz

Frequency Weighting	Anticipated Value (dB)	Measured Value (dB)	Deviated Value (dB)	Acceptance Limits (dB)
Fast	94.0	94.0	0.0	± 0.1
Slow	94.0	94.0	0.0	± 0.1
Leq	94.0	94.0	0.0	± 0.1

6. Long - term stability

Frequency Weighting	SLM Display at initial (dB)	SLM Display at final (dB)	Deviated Value (dB)	Acceptance Limits (dB)
A - weight	94.0	94.0	0.0	± 0.3

Signature

SITHIPORN ASSOCIATES CO., LTD.

CALIBRATION LABORATORY

451-451/1 Sirinthorn Road, Bangbumru, Bangplud, Bangkok, 10700 Thailand
Tel. +66 2433 8331 Email : calibration@sithiporn.com

SITHIPORN
associates



Cert. No. : ACL24305

Job No. : VC67AC0164

Pages : 6 of 8

7. Level linearity on the reference level range

Anticipated Value (dB)	Measured Value (dB)	Deviated Value (dB)	Acceptance Limits (dB)
137.0	137.0	0.0	± 1.1
136.0	136.0	0.0	± 1.1
135.0	135.0	0.0	± 1.1
134.0	134.0	0.0	± 1.1
133.0	133.0	0.0	± 1.1
132.0	132.0	0.0	± 1.1
131.0	131.0	0.0	± 1.1
129.0	129.0	0.0	± 1.1
124.0	124.0	0.0	± 1.1
119.0	119.0	0.0	± 1.1
114.0	114.0	0.0	± 1.1
109.0	109.0	0.0	± 1.1
104.0	104.0	0.0	± 1.1
99.0	99.0	0.0	± 1.1
94.0	94.0	0.0	± 1.1
89.0	89.0	0.0	± 1.1
84.0	84.0	0.0	± 1.1
79.0	79.0	0.0	± 1.1
74.0	74.0	0.0	± 1.1
69.0	69.0	0.0	± 1.1
64.0	64.0	0.0	± 1.1
59.0	59.0	0.0	± 1.1
54.0	54.0	0.0	± 1.1
49.0	49.0	0.0	± 1.1
44.0	44.0	0.0	± 1.1
39.0	39.0	0.0	± 1.1
34.0	34.0	0.0	± 1.1
30.0	30.0	0.0	± 1.1
29.0	29.0	0.0	± 1.1
28.0	28.1	0.1	± 1.1
27.0	27.2	0.2	± 1.1
26.0	26.2	0.2	± 1.1
25.0	25.2	0.2	± 1.1

Signature

SITHIPORN ASSOCIATES CO., LTD.

CALIBRATION LABORATORY

451-451/1 Sirinthorn Road, Bangbumru, Bangplud, Bangkok, 10700 Thailand
Tel. +66 2433 8331 Email : calibration@sithiporn.com

SITHIPORN
associates



Cert. No. : ACL24305
Job No. : VC67AC0164
Pages : 7 of 8

8. Level linearity including the level range control

Range	Anticipated Value (dB)	Measured Value (dB)	Deviated Value (dB)	Acceptance Limits (dB)
130	94.0	94.0	0.0	±1.1

Range	Anticipated Value (dB)	Measured Value (dB)	Deviated Value (dB)	Acceptance Limits (dB)
130	30.0	30.1	0.1	±1.1

9. Tone burst response

Time Weighting	Tone burst duration, Tb (ms)	Cycle	Anticipated Value (dB)	Measured Value (dB)	Deviated Value (dB)	Acceptance Limits (dB)
Fast	0.25	1	108.0	107.9	-0.1	1.5 ; -5.0
	2	8	117.0	117.0	0.0	1.0 ; -2.5
	200	800	134.0	134.1	0.1	±1.0
Slow	2	8	108.0	108.0	0.0	1.5 ; -5.0
	200	800	127.6	127.6	0.0	±1.0
SEL	0.25	1	99.0	98.9	-0.1	1.5 ; -5.0
	2	8	108.0	108.0	0.0	1.0 ; -2.5
	200	800	128.0	128.1	0.1	±1.0

T. Reichen

SITHIPORN ASSOCIATES CO., LTD.

CALIBRATION LABORATORY

451-451/1 Sirinthorn Road, Bangbumru, Bangplud, Bangkok, 10700 Thailand
Tel. +66 2433 8331 Email : calibration@sithiporn.com

SITHIPORN
associates



Cert. No. : ACL24305
Job No. : VC67AC0164
Pages : 8 of 8

10. Peak C sound level

Number of cycle in test signal	Anticipated Value (dB)	Measured Value, L _{peak} (dB)	Deviated Value (dB)	Acceptance Limits (dB)
Continuous	133.0	133.0	0.0	±3.0
One	136.4	136.2	-0.2	±3.0

Number of cycle in test signal	Anticipated Value (dB)	Measured Value (dB)	Deviated Value (dB)	Acceptance Limits (dB)
Continuous	133.0	133.0	0.0	±2.0
Positive half cycle	135.4	135.1	-0.3	±2.0
Negative half cycle	135.4	135.1	-0.3	±2.0

11. Overload indication

Measured value (dB)		Deviated Value (dB)	Acceptance Limits (dB)
Positive one-half cycle	Negative one-half cycle		
89.5	89.6	0.1	±1.5

12. High level stability

Frequency Weighting	SLM Display at initial (dB)	SLM Display at final (dB)	Deviated Value (dB)	Acceptance Limits (dB)
A - weight	137.0	137.0	0.0	±0.3

The reported uncertainty is based on a standard uncertainty multiplied by coverage factor $k = 2$
or any value following calculation, providing a level of confidence of approximately 95 %

End of Calibration Certificate



Certificate of Calibration

Customer

Name : ALS Laboratory Group Thailand Co., Ltd.

Certificate No : 25-SLM-113

Address : 104 Soi Phatthanakan 40, Phatthanakan Road, Suan Luang, Bangkok 10250

Request No : Req-2025-0603

Unit Under Calibration Details

Measurement item : Sound Level Meter

Microphone Class : 2

Manufacturer : RION

Microphone Model : UC-52

Model : NL-42

Microphone S/N : 172170

Serial Number : 01173609

Preamplifier Model : NH-24

ID : RYG_FS0388

Preamplifier S/N : 74021

Resolution : 0.1 dB

Instrument Status : Used

Calibration Environment and Details

Temperature : 23 °C ± 2 °C

Humidity : 50 %RH ± 20 %RH

Barometric Pressure : 1013 hPa ± 10 hPa

Received Date : 6 March 2025

Calibrated Date : 19 March 2025

Calibration Procedure : In-house method CP-SLM-01 based on IEC 61672-3 : 2013 Electroacoustics - Sound level meters - Part 3: Periodic tests

Location of Calibration : Lab Acoustic

REVIEW BY	
APPROVED BY	
NEXT CAL DATE	19/03/26

Reference Standard

Instrument	Brand	Model	SN.	Due calibration	Traceability
Standard Microphone	Brüel & Kjær	4192	2294985	25 June 2025	NIMT
Audio Generator	SvanteK	Svan401	131	15 October 2025	WK Electric

Note

The reported uncertainty is based on standard uncertainty multiplied by the Coverage Factor $k = 2$, providing a level of confidence approximately 95 %.

Calibrated By :

Mr. Noppadon Luangart

Service Calibration Engineer

Approved By :

Mr. Pacit Mathavorn

Calibration Engineer Supervisor

Issue Date :

19 March 2025

Certificate No : 25-SLM-113

Request No : Req-2025-0603

1. Indication at the calibration check frequency

UUC Setting	Nominal	Before Adjust		After Adjust		UNCERTAINTY (± dB)	Acceptance Limit (± dB)	Result
FAST / A / 30-130	Level	UUC	ERR	UUC	ERR			
Calibrator Setting	(dB)	(dB)	(dB)	(dB)	(dB)			
1000 Hz 94 dB	94.06	94.0	-0.06	94.1	+0.04	0.20	0.30	Pass

Note : Absolute sensitivity was established by the use of Sound Calibrator Brand RION, Model NC-75, SN.35002736

2. Self-generated noise, Microphone installed

UUC Setting	Measured	UNCERTAINTY
FAST / 30-130		
UUC Weighting	(dB)	(± dB)
A	15.8	0.10

3. Self-generated noise, Microphone replaced by the electrical input signal device

UUC Setting	Measured	UNCERTAINTY
FAST / 30-130		
UUC Weighting	(dB)	(± dB)
A	12.4	0.10
C	16.7	0.10
Z	20.7	0.10

4. Acoustic signal test of frequency weightings (Without Windscreen)

UUC Setting	Deviation from various Frequency Weighting Responce curve			UNCERTAINTY (± dB)	Acceptance Limit (± dB)	Result
FAST / 30-130	A	C	Z			
STD Setting	(dB)	(dB)	(dB)	(± dB)	(± dB)	
125 Hz	0.2	0.4	0.4	0.60	1.5	Pass
1000 Hz	0.0	0.0	0.0	0.60	1.0	Pass
4000 Hz	-0.1	-0.1	-0.1	0.60	3.0	Pass
8000 Hz	-1.4	-1.4	-1.3	0.70	5.0	Pass

Certificate No : 25-SLM-113

Request No : Req-2025-0603

5. Electrical signal test of frequency weightings, Weighting network response with relative to 1 kHz

UUC Setting	Deviation from various Frequency			UNCERTAINTY	Acceptance	Result
FAST / 30-130	Weighting Responce curve				Limit	
STD Setting	A (dB)	C (dB)	Z (dB)	(± dB)	(± dB)	
63 Hz	-0.2	-0.1	0.0	0.20	2.0	Pass
125 Hz	-0.1	0.0	0.0		1.5	Pass
250 Hz	-0.1	0.0	0.0		1.5	Pass
500 Hz	0.0	0.0	0.0		1.5	Pass
1000 Hz	0.0	0.0	0.0		1.0	Pass
2000 Hz	0.0	0.1	0.0		2.0	Pass
4000 Hz	0.0	0.0	0.0		3.0	Pass
8000 Hz	0.1	0.1	0.0		5.0	Pass
16000 Hz	-1.3	-1.4	0.0		+5, -INF.	Pass

6. Frequency and time weightings at 1kHz

UUC Setting	STD	Measured		UNCERTAINTY (± dB)	Acceptance Limit (± dB)	Result
FAST / 30-130	REF	UUC	ERR			
UUC Weighting	(dB)	(dB)	(dB)			
A	114.00	114.0	0.0	0.20	0.20	Pass
C	114.00	114.0	0.0		0.20	Pass
Z	114.00	114.0	0.0		0.20	Pass

UUC Setting	STD	Measured		UNCERTAINTY (± dB)	Acceptance Limit (± dB)	Result
30-130 / A	REF	UUC	ERR			
UUC Time Response	(dB)	(dB)	(dB)			
Fast	114.00	114.0	0.0	0.20	0.10	Pass1
Slow	114.00	114.0	0.0		0.10	Pass1
Leq	114.00	114.0	0.0		0.10	Pass1

Certificate No : 25-SLM-113

Request No : Req-2025-0603

7. Long Term Stability

UUC Setting	Measured	UNCERTAINTY (± dB)	Acceptance Limit (± dB)	Result
FAST / A / 30-130	UUC			
STD Setting	(dB)			
Initial	114.0			
Final	114.0			
Deviated	0.0	0.10	0.30	Pass

8. Level linearity on the reference level range

UUC Setting	Anticipated	Deviation		UNCERTAINTY (± dB)	Acceptance Limit (± dB)	Result
FAST / A / 30-130	REF	UUC	ERR			
STD dB	(dB)	(dB)	(dB)			
138.00	138	137.9	-0.1	0.30	1.1	Pass
134.00	134	134.0	0.0		1.1	Pass
129.00	129	128.9	-0.1		1.1	Pass
124.00	124	124.0	0.0		1.1	Pass
119.00	119	119.0	0.0		1.1	Pass
114.00	114	114.0	0.0		1.1	Pass
109.00	109	109.0	0.0		1.1	Pass
104.00	104	104.0	0.0		1.1	Pass
99.00	99	99.0	0.0		1.1	Pass
94.00	94	94.0	0.0		1.1	Pass
89.00	89	89.0	0.0		1.1	Pass
84.00	84	84.0	0.0		1.1	Pass
79.00	79	79.0	0.0		1.1	Pass
74.00	74	74.0	0.0		1.1	Pass
69.00	69	69.0	0.0		1.1	Pass
64.00	64	64.0	0.0		1.1	Pass
59.00	59	59.0	0.0		1.1	Pass
54.00	54	54.0	0.0		1.1	Pass
49.00	49	49.0	0.0		1.1	Pass
44.00	44	44.0	0.0		1.1	Pass
39.00	39	39.0	0.0		1.1	Pass
34.00	34	34.0	0.0		1.1	Pass
29.00	29	29.0	0.0		1.1	Pass
24.00	24	24.1	0.1		1.1	Pass

Certificate No : 25-SLM-113

Request No : Req-2025-0603

9. Level linearity including the level range control

UUC Setting	STD	Measured		UNCERTAINTY (± dB)	Acceptance	Result
FAST / A	REF	UUC	ERR		Limit	
UUC Range	(dB)	(dB)	(dB)		(± dB)	
30-130	29.50	29.6	0.1	0.30	1.1	Pass
	114	114.0	0.0		1.1	Pass

10. Tone burst response

UUC Setting	STD	Anticipated	Measured		UNCERTAINTY (± dB)	Acceptance	Result
A / 30-130	Toneburst	Ref	UUC	ERR		Limit	
UUC Time Response	(ms)	(dB)	(dB)	(dB)		(± dB)	
Fast	200	126.0	126.0	0.0	0.20	1.0	Pass
	2	109.0	109.0	0.0		+1.0, -2.5	Pass
	0.25	100.0	99.9	-0.1		+1.5, -5.0	Pass
Slow	200	119.6	119.6	0.0		1.0	Pass
	2	100.0	100.0	0.0		+1.0, -5.0	Pass
SEL	200	120.0	120.0	0.0		1.0	Pass
	2	100.0	100.0	0.0		+1.0, -2.5	Pass
	0.25	91.0	90.9	-0.1		+1.5, -5.0	Pass

11. Peak C Sound level

UUC Setting	Anticipated	Measured		UNCERTAINTY (± dB)	Acceptance	Result
FAST / C / 55-141	REF	UUC	ERR		Limit	
STD Setting	(dB)	(dB)	(dB)		(± dB)	
Complete cycle	136.4	136.4	0.00	0.20	3.0	Pass
Positive half cycle	135.4	135.2	-0.20		2.0	Pass
Negative half cycle	135.4	135.2	-0.20		2.0	Pass

Certificate No : 25-SLM-113

Request No : Req-2025-0603

12. Overload indication

UUC Setting	Measured	UNCERTAINTY (± dB)	Acceptance	Result
FAST / A / 30-130	UUC		Limit	
STD Setting	(dB)		(± dB)	
Positive one-half cycle	139.5			
Negative one-half cycle	139.4			
Deviated	0.1	0.20	1.5	Pass

13. High Level Stability

UUC Setting	Measured	UNCERTAINTY (± dB)	Acceptance	Result
FAST / A / 30-130	UUC		Limit	
STD Setting	(dB)		(± dB)	
Initial	129.0			
Final	129.0			
Deviated	0.0	0.10	0.30	Pass

Note :

Function	Maximum-permitted Uncertainty of measurement
1. Indication at the calibration check frequency	Not applicable
2. Self-generated noise, Microphone installed	Not applicable
3. Self-generated noise, Microphone replaced by the electrical input signal device	Not applicable
4. Acoustic signal test of frequency weightings at 10 Hz to 4 kHz	0.60 dB
4. Acoustic signal test of frequency weightings at >4 kHz to 10 kHz	0.70 dB
5. Electrical signal test of frequency weightings, Weighting network response with relative to 1 kHz	0.20 dB
6. Frequency and time weightings at 1kHz	0.20 dB
7. Long Term Stability	0.10 dB
8. Level linearity on the reference level range	0.30 dB
9. Level linearity including the level range control	0.30 dB
10. Tone burst response	0.30 dB
11. Peak C Sound level	0.35 dB
12. Overload indication	0.25 dB
13. High Level Stability	0.10 dB

- Acceptance limit and Maximum-permitted Uncertainty was IEC 61672-1:2013



Certificate No : 25-SLM-113

Request No : Req-2025-0603

Decision Rule for Statements of Conformity

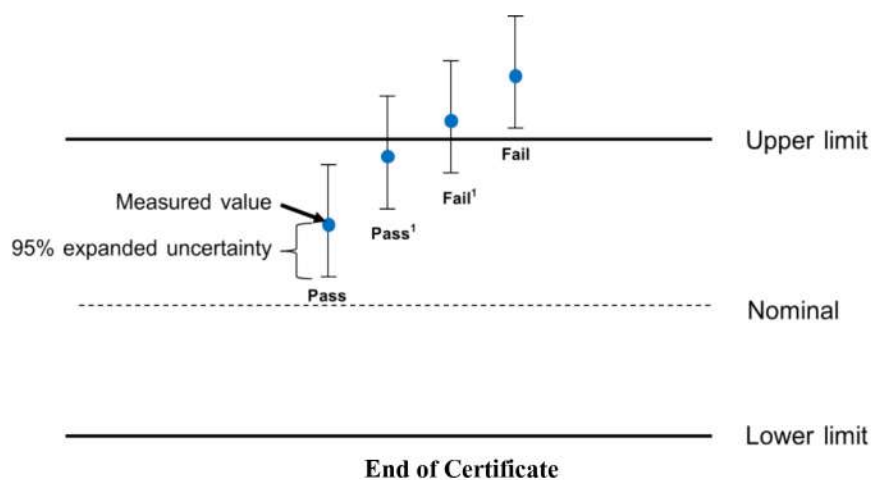
The standard decision rule employed for the statements of conformity to each calibration result will be applied using ILAC-G8:09/2019; Guidelines on the Reporting of Compliance with Specification as following Fig. and statements

Pass = The measurement result plus the expanded uncertainty with a 95% coverage probability were within the limit.

Pass¹ = The measurement result was within the limit. However, a portion of the expanded uncertainty of measurement at 95% exceeds the limit.

Fail¹ = The measurement result was out of the limit. However, a portion of the expanded uncertainty of measurement at 95% is within the limit.

Fail = The measurement result plus the expanded uncertainty with a 95% coverage probability were outside the limit.



End of Certificate

Cert. No. : ACL25086

Pages : 1 of 8

Calibration Certificate



Equipment : SOUND LEVEL METER
Manufacturer : RION
Model : NL-42 / Microphone UC-52 / Preamplifier NH-24
Serial No.: 01122578 / 143842 / 74027
ID No.: RYG_FS0017

Condition As Found : GOOD

Customer : ALS LABORATORY GROUP (THAILAND) CO., LTD.
104 PHATTHANAKAN 40, PHATTHANAKAN ROAD,
KHWANG PHATTHANAKAN, KHET SUAN LUANG,
BANGKOK, 10250 THAILAND.

Location : -
Ambient Temperature : (23.0 \pm 3) °C
Pressure : (101.3 \pm 3) kPa
Relative Humidity : (50.0 \pm 20) %

Received Date : 07 JANUARY 2025
Calibration Date : 27 JANUARY 2025
Date of Issue : 28 JANUARY 2025

REVIEW BY	
APPROVED BY	
NEXT CAL DATE.....	27 /01/ 2026

Calibrated by :

Nathakorn Pisutpaisan

Approved by :


(Thanakul Petchurai)

This certificate is issued in accordance with the requirements of ISO/IEC 17025 standard, may not be reproduced other than in full, except with the prior written approval of the head of Calibration Laboratory.

Cert. No. : ACL25086
Job No. : VC68AC0059
Pages : 2 of 8

Calibration Procedure : CP-AC-01

Calibration Method :

This equipment was calibrated by follow on IEC-61672-3 (2013) Standard for sound level meter (SLM).

The SLM had tests to Acoustical and Electrical signal tests of frequency weighting with Anechoic chamber and Reference Standard Instruments.

For tests results of each items were made by observation of each Instruments display and also with SLM's display.

Condition of this result of calibration :

1. Reference Standard Instruments :

<u>Instrument</u>	<u>Model</u>	<u>Serial No.</u>	<u>Cert. No.</u>	<u>Due Date</u>
Waveform Generator	33210A	MY48017076	EF-0009-24	05-FEB-25
Waveform Generator	33511B	MY52302742	EF-0007-24	05-FEB-25
Digital Multimeter	33461A	MY53220104	EEL.BP 21/0267	13-FEB-25
Digital Multimeter	33461A	MY53220076	EEL.BP 20/0267	15-FEB-25
Digital Multimeter	34461A	MY60024273	EEL.BP 22/0267	15-FEB-25
Programmable Attenuator	MAT-1070	62100114	EF-0008-24	05-FEB-25
Condenser Microphone	4180	2977900	AA-1001-24	12-FEB-25
Measuring Amplifier	NA-42KAI	34560495	AA-3001-24	05-FEB-25

2. This result of calibration was found accurate as shown on date and place of calibration for this calibrated item only.

3. This certificate is traceable to the international system of unit maintained at :

3.1 National Institute of Metrology (Thailand).

3.2 Thailand Institute of Scientific and Technological Research (TISTR).

T. Petch

Cert. No. : ACL25086
Job No. : VC68AC0059
Pages : 3 of 8

Summary of Measurement Result :

Parameter	Uncertainty (dB)	Maximum-permitted uncertainty of measurement (dB)
1. Absolute sensitivity	0.2	N/A
2. Self-generated noise	0.2	N/A
3. Acoustical signal tests of frequency weightings		
125 Hz	0.3	0.6
1000 Hz	0.3	0.6
8000 Hz	0.3	0.7
4. Electrical signal tests of frequency weightings		
For 10 Hz to 4 kHz	0.3	0.6
For > 4 kHz to 10 kHz	0.3	0.7
For > 10 kHz to 20 kHz	0.3	1.0
5. Frequency and time weightings at 1 kHz	0.2	0.2
6. Long - term stability	0.1	0.1
7. Level linearity on the reference level range	0.2	0.3
8. Level linearity including the level range control	0.2	0.3
9. Tone burst response	0.2	0.3
10. Peak C sound level	0.2	0.35
11. Overload indication	0.2	0.25
12. High level stability	0.1	0.1

T. Petch

Cert. No. : ACL25086

Job No. : VC68AC0059

Page : 4 of 8

Result of calibration :

1. Absolute sensitivity

Reference Acoustic Signal (dB)	Measured Value (dB)	Deviation (dB)	Acceptance Limit (dB)
93.9 (93.94)	93.9	0.0	±0.3

2. Self-generated noise

2.1 Normal test

Measured Value (dB)
17.6

2.2 The microphone of the sound level meter was replaced by electrical signal input device.

Frequency Weighting	Weighting (dB)
A - weight	11.6
C - weight	17.5
Flat	23.3

3. Acoustical signal tests of frequency weightings

Meter free-field acoustic response at a level of 84 dB

Frequency (Hz)	Deviation from various frequency weighting response curve (dB)			
	Flat	C-weight	A-weight	Acceptance Limits
125	0.5	0.5	0.5	± 1.5
1000	0.1	0.1	0.1	± 1.0
8000	0.2	0.2	0.2	±5.0

T. Ketchum

Cert. No. : ACL25086

Job No. : VC68AC0059

Pages : 5 of 8

4. Electrical signal tests of frequency weightings

Weighting network response with relative to 1 kHz.

Frequency (Hz)	Deviation from various frequency weighting response curve (dB)			
	Flat	C-weight	A-weight	Acceptance Limits
63	0.0	-0.1	0.1	±2.0
125	0.0	0.0	0.0	±1.5
250	0.0	0.0	0.0	±1.5
500	0.0	0.0	0.0	±1.5
1000	0.0	0.0	0.0	±1.0
2000	0.0	0.0	0.0	±2.0
4000	0.0	0.0	0.0	±3.0
8000	0.0	0.1	0.1	±5.0

5. Frequency and time weightings at 1 kHz

5.1 Frequency weightings at 1 kHz

Frequency Weighting	Anticipated Value (dB)	Measured Value (dB)	Deviated Value (dB)	Acceptance Limits (dB)
A - weight	94.0	94.0	0.0	± 0.2
C - weight	94.0	94.0	0.0	± 0.2
Flat	94.0	94.0	0.0	± 0.2

5.2 Time weighting at 1 kHz

Frequency Weighting	Anticipated Value (dB)	Measured Value (dB)	Deviated Value (dB)	Acceptance Limits (dB)
Fast	94.0	94.0	0.0	± 0.1
Slow	94.0	94.0	0.0	± 0.1
Leq	94.0	94.0	0.0	± 0.1

6. Long - term stability

Frequency Weighting	SLM Display at initial (dB)	SLM Display at final (dB)	Deviated Value (dB)	Acceptance Limits (dB)
A - weight	94.0	94.0	0.0	± 0.3

T. Retch

Cert. No. : ACL25086

Job No. : VC68AC0059

Pages : 6 of 8

7. Level linearity on the reference level range

Anticipated Value (dB)	Measured Value (dB)	Deviated Value (dB)	Acceptance Limits (dB)
137.0	137.0	0.0	± 1.1
136.0	136.0	0.0	± 1.1
135.0	135.0	0.0	± 1.1
134.0	134.0	0.0	± 1.1
133.0	133.0	0.0	± 1.1
132.0	132.0	0.0	± 1.1
131.0	131.0	0.0	± 1.1
129.0	129.0	0.0	± 1.1
124.0	124.0	0.0	± 1.1
119.0	119.0	0.0	± 1.1
114.0	114.0	0.0	± 1.1
109.0	109.0	0.0	± 1.1
104.0	104.0	0.0	± 1.1
99.0	99.0	0.0	± 1.1
94.0	94.0	0.0	± 1.1
89.0	89.0	0.0	± 1.1
84.0	84.0	0.0	± 1.1
79.0	78.9	-0.1	± 1.1
74.0	74.0	0.0	± 1.1
69.0	69.0	0.0	± 1.1
64.0	63.9	-0.1	± 1.1
59.0	59.0	0.0	± 1.1
54.0	53.9	-0.1	± 1.1
49.0	48.9	-0.1	± 1.1
44.0	43.9	-0.1	± 1.1
39.0	38.9	-0.1	± 1.1
34.0	34.0	0.0	± 1.1
30.0	30.0	0.0	± 1.1
29.0	29.0	0.0	± 1.1
28.0	28.0	0.0	± 1.1
27.0	27.1	0.1	± 1.1
26.0	26.1	0.1	± 1.1
25.0	25.2	0.2	± 1.1

T. Petchum

Cert. No. : ACL25086
Job No. : VC68AC0059
Pages : 7 of 8

8. Level linearity including the level range control

Range	Anticipated Value (dB)	Measured Value (dB)	Deviated Value (dB)	Acceptance Limits (dB)
130	94.0	94.0	0.0	±1.1

Range	Anticipated Value (dB)	Measured Value (dB)	Deviated Value (dB)	Acceptance Limits (dB)
130	29.0	28.9	-0.1	±1.1

9. Tone burst response

Time Weighting	Tone burst duration, Tb (ms)	Cycle	Anticipated Value (dB)	Measured Value (dB)	Deviated Value (dB)	Acceptance Limits (dB)
Fast	0.25	1	108.0	107.9	-0.1	1.5 ; -5.0
	2	8	117.0	117.0	0.0	1.0 ; -2.5
	200	800	134.0	134.0	0.0	±1.0
Slow	2	8	108.0	108.0	0.0	1.5 ; -5.0
	200	800	127.6	127.6	0.0	±1.0
SEL	0.25	1	99.0	98.9	-0.1	1.5 ; -5.0
	2	8	108.0	108.0	0.0	1.0 ; -2.5
	200	800	128.0	128.0	0.0	±1.0

T. Rejeth

Cert. No. : ACL25086
 Job No. : VC68AC0059
 Pages : 8 of 8

10. Peak C sound level

Number of cycle in test signal	Anticipated Value (dB)	Measured Value, L _{cpeak} (dB)	Deviated Value (dB)	Acceptance Limits (dB)
Continuous	130.0	130.0	0.0	±3.0
One	133.4	133.3	-0.1	±3.0

Number of cycle in test signal	Anticipated Value (dB)	Measured Value (dB)	Deviated Value (dB)	Acceptance Limits (dB)
Continuous	133.0	133.0	0.0	±2.0
Positive half cycle	135.4	135.2	-0.2	±2.0
Negative half cycle	135.4	135.2	-0.2	±2.0

11. Overload indication

Measured value (dB)		Deviated Value (dB)	Acceptance Limits (dB)
Positive one-half cycle	Negative one-half cycle		
89.6	89.5	-0.1	±1.5

12. High level stability

Frequency Weighting	SLM Display at initial (dB)	SLM Display at final (dB)	Deviated Value (dB)	Acceptance Limits (dB)
A - weight	137.0	137.0	0.0	±0.3

The reported uncertainty is based on a standard uncertainty multiplied by coverage factor $k = 2$
 or any value following calculation, providing a level of confidence of approximately 95 %

End of Calibration Certificate

T. Petcha.

SITHIPORN ASSOCIATES CO., LTD. CALIBRATION LABORATORY

451-451/1 Sirinthorn Road, Bangbunru, Bangplud, Bangkok, 10700 Thailand
Tel. +66 2433 8331 Email : calibration@sithiporn.com

SITHIPORN
associates



Cert. No. : ACL25081

Pages : 1 of 8

Calibration Certificate

Equipment : SOUND LEVEL METER
Manufacturer : RION
Model : NL-52A / Microphone UC-59 / Preamplifier NH-25
Serial No.: 01120936 / 21737 / 22325
ID No.: RYG_FS0627

Condition As Found : GOOD

Customer : ALS LABORATORY GROUP (THAILAND) CO., LTD.
104 PHATTHANAKAN 40, PHATTHANAKAN ROAD,
KHWANG PHATTHANAKAN, KHET SUAN LUANG,
BANGKOK, 10250 THAILAND.

Location : -
Ambient Temperature : (23.0 \pm 3) °C
Pressure : (101.3 \pm 3) kPa
Relative Humidity : (50.0 \pm 20) %

Received Date : 07 JANUARY 2025
Calibration Date : 21 - 23 JANUARY 2025
Date of Issue : 24 JANUARY 2025

REVIEW BY *Supt S.*

APPROVED BY *[Signature]*

NEXT CAL DATE...21/ 01/ 2026.....

Calibrated by :

Nathakorn Pisutpaisan

Approved by :

T. Petchurai
(Thanakul Petchurai)

This certificate is issued in accordance with the requirements of ISO/IEC 17025 standard, may not be reproduced other than in full, except with the prior written approval of the head of Calibration Laboratory.

Cert. No. : ACL25081

Job No. : VC68AC0059

Pages : 2 of 8

Calibration Procedure : CP-AC-01

Calibration Method :

This equipment was calibrated by follow on IEC-61672-3 (2013) Standard for sound level meter (SLM).

The SLM had tests to Acoustical and Electrical signal tests of frequency weighting with Anechoic chamber and Reference Standard Instruments.

For tests results of each items were made by observation of each Instruments display and also with SLM's display.

Condition of this result of calibration :

1. Reference Standard Instruments :

<u>Instrument</u>	<u>Model</u>	<u>Serial No.</u>	<u>Cert. No.</u>	<u>Due Date</u>
Waveform Generator	33210A	MY48017076	EF-0009-24	05-FEB-25
Waveform Generator	33511B	MY52302742	EF-0007-24	05-FEB-25
Digital Multimeter	33461A	MY53220104	EEL.BP 21/0267	13-FEB-25
Digital Multimeter	33461A	MY53220076	EEL.BP 20/0267	15-FEB-25
Digital Multimeter	34461A	MY60024273	EEL.BP 22/0267	15-FEB-25
Programmable Attenuator	MAT-1070	62100114	EF-0008-24	05-FEB-25
Condenser Microphone	4180	2977900	AA-1001-24	12-FEB-25
Measuring Amplifier	NA-42KAI	34560495	AA-3001-24	05-FEB-25

2. This result of calibration was found accurate as shown on date and place of calibration for this calibrated item only.

3. This certificate is traceable to the international system of unit maintained at :

3.1 National Institute of Metrology (Thailand).

3.2 Thailand Institute of Scientific and Technological Research (TISTR).

T. Petch

Cert. No. : ACL25081
Job No. : VC68AC0059
Pages : 3 of 8

Summary of Measurement Result :

Parameter	Uncertainty (dB)	Maximum-permitted uncertainty of measurement (dB)
1. Absolute sensitivity	0.2	N/A
2. Self-generated noise	0.2	N/A
3. Acoustical signal tests of frequency weightings		
125 Hz	0.3	0.6
1000 Hz	0.3	0.6
8000 Hz	0.3	0.7
4. Electrical signal tests of frequency weightings		
For 10 Hz to 4 kHz	0.3	0.6
For > 4 kHz to 10 kHz	0.3	0.7
For > 10 kHz to 20 kHz	0.3	1.0
5. Frequency and time weightings at 1 kHz	0.2	0.2
6. Long - term stability	0.1	0.1
7. Level linearity on the reference level range	0.2	0.3
8. Level linearity including the level range control	0.2	0.3
9. Tone burst response	0.2	0.3
10. Peak C sound level	0.2	0.35
11. Overload indication	0.2	0.25
12. High level stability	0.1	0.1

Petch

Cert. No. : ACL25081

Job No. : VC68AC0059

Page : 4 of 8

Result of calibration :

1. Absolute sensitivity

Reference Acoustic Signal (dB)	Measured Value (dB)	Deviation (dB)	Acceptance Limit (dB)
93.9 (93.94)	94.0	0.0	±0.3

2. Self-generated noise

2.1 Normal test

Measured Value (dB)
14.2

2.2 The microphone of the sound level meter was replaced by electrical signal input device.

Frequency Weighting	Weighting (dB)
A - weight	8.7
C - weight	13.9
Flat	19.5

3. Acoustical signal tests of frequency weightings

Meter free-field acoustic response at a level of 84 dB

Frequency (Hz)	Deviation from various frequency weighting response curve (dB)			
	Flat	C-weight	A-weight	Acceptance Limits
125	0.4	0.4	0.4	± 1.0
1000	0.2	0.2	0.2	± 0.7
8000	0.5	0.5	0.5	+ 1.5, - 2.5

T. Petcha.

Cert. No. : ACL25081

Job No. : VC68AC0059

Pages : 5 of 8

4. Electrical signal tests of frequency weightings

Weighting network response with relative to 1 kHz.

Frequency (Hz)	Deviation from various frequency weighting response curve (dB)			
	Flat	C-weight	A-weight	Acceptance Limits
63	0.0	0.0	0.0	±1.0
125	0.0	0.0	0.0	±1.0
250	0.0	0.0	0.0	±1.0
500	0.0	0.0	0.0	±1.0
1000	0.0	0.0	0.0	±1.0
2000	0.0	0.0	0.0	±1.0
4000	0.0	0.0	0.0	±1.0
8000	0.0	0.1	0.1	+ 1.5, - 2.5
16000	0.0	-1.2	-1.2	+ 2.5, -16.0

5. Frequency and time weightings at 1 kHz

5.1 Frequency weightings at 1 kHz

Frequency Weighting	Anticipated Value (dB)	Measured Value (dB)	Deviated Value (dB)	Acceptance Limits (dB)
A - weight	94.0	94.0	0.0	± 0.2
C - weight	94.0	94.0	0.0	± 0.2
Flat	94.0	94.0	0.0	± 0.2

5.2 Time weighting at 1 kHz

Frequency Weighting	Anticipated Value (dB)	Measured Value (dB)	Deviated Value (dB)	Acceptance Limits (dB)
Fast	94.0	94.0	0.0	± 0.1
Slow	94.0	94.0	0.0	± 0.1
Leq	94.0	94.0	0.0	± 0.1

6. Long - term stability

Frequency Weighting	SLM Display at initial (dB)	SLM Display at final (dB)	Deviated Value (dB)	Acceptance Limits (dB)
A - weight	94.0	94.0	0.0	± 0.1

T. Retan

Cert. No. : ACL25081

Job No. : VC68AC0059

Pages : 6 of 8

7. Level linearity on the reference level range

Anticipated Value (dB)	Measured Value (dB)	Deviated Value (dB)	Acceptance Limits (dB)
137.0	137.0	0.0	±0.8
136.0	136.0	0.0	±0.8
135.0	135.0	0.0	±0.8
134.0	134.0	0.0	±0.8
133.0	133.0	0.0	±0.8
132.0	132.0	0.0	±0.8
131.0	131.0	0.0	±0.8
129.0	129.0	0.0	±0.8
124.0	124.0	0.0	±0.8
119.0	119.0	0.0	±0.8
114.0	114.0	0.0	±0.8
109.0	109.0	0.0	±0.8
104.0	104.0	0.0	±0.8
99.0	99.0	0.0	±0.8
94.0	94.0	0.0	±0.8
89.0	89.0	0.0	±0.8
84.0	84.0	0.0	±0.8
79.0	79.0	0.0	±0.8
74.0	74.0	0.0	±0.8
69.0	69.0	0.0	±0.8
64.0	64.0	0.0	±0.8
59.0	59.0	0.0	±0.8
54.0	53.9	-0.1	±0.8
49.0	49.0	0.0	±0.8
44.0	44.0	0.0	±0.8
39.0	38.9	-0.1	±0.8
34.0	33.9	-0.1	±0.8
30.0	29.9	-0.1	±0.8
29.0	28.9	-0.1	±0.8
28.0	27.9	-0.1	±0.8
27.0	26.9	-0.1	±0.8
26.0	25.9	-0.1	±0.8
25.0	24.9	-0.1	±0.8

[Signature]

Cert. No. : ACL25081
Job No. : VC68AC0059
Pages : 7 of 8

8. Level linearity including the level range control

Range	Anticipated Value (dB)	Measured Value (dB)	Deviated Value (dB)	Acceptance Limits (dB)
130	94.0	94.0	0.0	±0.8

Range	Anticipated Value (dB)	Measured Value (dB)	Deviated Value (dB)	Acceptance Limits (dB)
130	29.0	28.9	-0.1	±0.8

9. Tone burst response

Time Weighting	Tone burst duration, Tb (ms)	Cycle	Anticipated Value (dB)	Measured Value (dB)	Deviated Value (dB)	Acceptance Limits (dB)
Fast	0.25	1	108.0	107.9	-0.1	1.0 ; -3.0
	2	8	117.0	117.0	0.0	1.0 ; -1.5
	200	800	134.0	134.0	0.0	±0.5
Slow	2	8	108.0	108.0	0.0	1.0 ; -3.0
	200	800	127.6	127.6	0.0	±0.5
SEL	0.25	1	99.0	98.9	-0.1	1.0 ; -3.0
	2	8	108.0	108.0	0.0	1.0 ; -1.5
	200	800	128.0	128.0	0.0	±0.5

T. Petcha

Cert. No. : ACL25081

Job No. : VC68AC0059

Pages : 8 of 8

10. Peak C sound level

Number of cycle in test signal	Anticipated Value (dB)	Measured Value, Lcpeak (dB)	Deviated Value (dB)	Acceptance Limits (dB)
Continuous	130.0	130.0	0.0	±2.0
One	133.4	133.3	-0.1	±2.0

Number of cycle in test signal	Anticipated Value (dB)	Measured Value (dB)	Deviated Value (dB)	Acceptance Limits (dB)
Continuous	133.0	133.0	0.0	±1.0
Positive half cycle	135.4	135.2	-0.2	±1.0
Negative half cycle	135.4	135.2	-0.2	±1.0

11. Overload indication

Measured value (dB)		Deviated Value (dB)	Acceptance Limits (dB)
Positive one-half cycle	Negative one-half cycle		
89.6	89.6	0.0	±1.5

12. High level stability

Frequency Weighting	SLM Display at initial (dB)	SLM Display at final (dB)	Deviated Value (dB)	Acceptance Limits (dB)
A - weight	137.0	137.0	0.0	±0.1

The reported uncertainty is based on a standard uncertainty multiplied by coverage factor $k = 2$

or any value following calculation, providing a level of confidence of approximately 95 %

End of Calibration Certificate

T. Petchm.

Cert. No. : ACL25071

Pages : 1 of 8

Calibration Certificate


Equipment : SOUND LEVEL METER
Manufacturer : RION
Model : NL-42 / Microphone UC-52 / Preamplifier NH-24
Serial No.: 01122579 / 172172 / 74022
ID No.: RYG_FS0018

Condition As Found : GOOD

Customer : ALS LABORATORY GROUP (THAILAND) CO., LTD.
104 PHATTHANAKAN 40, PHATTHANAKAN ROAD,
KHWAEANG PHATTHANAKAN, KHET SUAN LUANG,
BANGKOK, 10250 THAILAND.

Location : -
Ambient Temperature : (23.0 \pm 3) °C
Pressure : (101.3 \pm 3) kPa
Relative Humidity : (50.0 \pm 20) %

Received Date : 07 JANUARY 2025
Calibration Date : 21 - 23 JANUARY 2025
Date of Issue : 24 JANUARY 2025

REVIEW BY	
APPROVED BY	
NEXT CAL DATE.....	21/ 01/ 2026

Calibrated by :

Nathakorn Pisutpaisan

Approved by :


(Thanakul Petchurai)

This certificate is issued in accordance with the requirements of ISO/IEC 17025 standard, may not be reproduced other than in full, except with the prior written approval of the head of Calibration Laboratory.

Cert. No. : ACL25071

Job No. : VC68AC0059

Pages : 2 of 8

Calibration Procedure : CP-AC-01**Calibration Method :**

This equipment was calibrated by follow on IEC-61672-3 (2013) Standard for sound level meter (SLM).

The SLM had tests to Acoustical and Electrical signal tests of frequency weighting with Anechoic chamber and Reference Standard Instruments.

For tests results of each items were made by observation of each Instruments display and also with SLM's display.

Condition of this result of calibration :

1. Reference Standard Instruments :

<u>Instrument</u>	<u>Model</u>	<u>Serial No.</u>	<u>Cert. No.</u>	<u>Due Date</u>
Waveform Generator	33210A	MY48017076	EF-0009-24	05-FEB-25
Waveform Generator	33511B	MY52302742	EF-0007-24	05-FEB-25
Digital Multimeter	33461A	MY53220104	EEL.BP 21/0267	13-FEB-25
Digital Multimeter	33461A	MY53220076	EEL.BP 20/0267	15-FEB-25
Digital Multimeter	34461A	MY60024273	EEL.BP 22/0267	15-FEB-25
Programmable Attenuator	MAT-1070	62100114	EF-0008-24	05-FEB-25
Condenser Microphone	4180	2977900	AA-1001-24	12-FEB-25
Measuring Amplifier	NA-42KAI	34560495	AA-3001-24	05-FEB-25

2. This result of calibration was found accurate as shown on date and place of calibration for this calibrated item only.

3. This certificate is traceable to the international system of unit maintained at :

3.1 National Institute of Metrology (Thailand).

3.2 Thailand Institute of Scientific and Technological Research (TISTR).



Cert. No. : ACL25071

Job No. : VC68AC0059

Pages : 3 of 8

Summary of Measurement Result :

Parameter	Uncertainty (dB)	Maximum-permitted uncertainty of measurement (dB)
1. Absolute sensitivity	0.2	N/A
2. Self-generated noise	0.2	N/A
3. Acoustical signal tests of frequency weightings		
125 Hz	0.3	0.6
1000 Hz	0.3	0.6
8000 Hz	0.3	0.7
4. Electrical signal tests of frequency weightings		
For 10 Hz to 4 kHz	0.3	0.6
For > 4 kHz to 10 kHz	0.3	0.7
For > 10 kHz to 20 kHz	0.3	1.0
5. Frequency and time weightings at 1 kHz	0.2	0.2
6. Long - term stability	0.1	0.1
7. Level linearity on the reference level range	0.2	0.3
8. Level linearity including the level range control	0.2	0.3
9. Tone burst response	0.2	0.3
10. Peak C sound level	0.2	0.35
11. Overload indication	0.2	0.25
12. High level stability	0.1	0.1

T. Petch...

Cert. No. : ACL25071

Job No. : VC68AC0059

Page : 4 of 8

Result of calibration :

1. Absolute sensitivity

Reference Acoustic Signal (dB)	Measured Value (dB)	Deviation (dB)	Acceptance Limit (dB)
93.9 (93.94)	93.9	0.0	±0.3

2. Self-generated noise

2.1 Normal test

Measured Value (dB)
14.8

2.2 The microphone of the sound level meter was replaced by electrical signal input device.

Frequency Weighting	Weighting (dB)
A - weight	12.0
C - weight	18.3
Flat	24.0

3. Acoustical signal tests of frequency weightings

Meter free-field acoustic response at a level of 84 dB

Frequency (Hz)	Deviation from various frequency weighting response curve (dB)			
	Flat	C-weight	A-weight	Acceptance Limits
125	0.3	0.3	0.3	± 1.5
1000	0.1	0.1	0.1	± 1.0
8000	1.1	1.1	1.1	±5.0

T. Retyu.

Cert. No. : ACL25071
Job No. : VC68AC0059
Pages : 5 of 8

4. Electrical signal tests of frequency weightings

Weighting network response with relative to 1 kHz.

Frequency (Hz)	Deviation from various frequency weighting response curve (dB)			
	Flat	C-weight	A-weight	Acceptance Limits
63	0.0	0.0	0.0	±2.0
125	0.0	0.0	0.0	±1.5
250	0.0	0.0	0.0	±1.5
500	0.0	0.0	0.0	±1.5
1000	0.0	0.0	0.0	±1.0
2000	0.0	0.0	0.0	±2.0
4000	0.0	0.0	0.0	±3.0
8000	0.0	0.1	0.1	±5.0

5. Frequency and time weightings at 1 kHz

5.1 Frequency weightings at 1 kHz

Frequency Weighting	Anticipated Value (dB)	Measured Value (dB)	Deviated Value (dB)	Acceptance Limits (dB)
A - weight	94.0	94.0	0.0	± 0.2
C - weight	94.0	94.0	0.0	± 0.2
Flat	94.0	94.0	0.0	± 0.2

5.2 Time weighting at 1 kHz

Frequency Weighting	Anticipated Value (dB)	Measured Value (dB)	Deviated Value (dB)	Acceptance Limits (dB)
Fast	94.0	94.0	0.0	± 0.1
Slow	94.0	94.0	0.0	± 0.1
Leq	94.0	94.0	0.0	± 0.1

6. Long - term stability

Frequency Weighting	SLM Display at initial (dB)	SLM Display at final (dB)	Deviated Value (dB)	Acceptance Limits (dB)
A - weight	94.0	94.0	0.0	± 0.3

T. Pichan

Cert. No. : ACL25071

Job No. : VC68AC0059

Pages : 6 of 8

7. Level linearity on the reference level range

Anticipated Value (dB)	Measured Value (dB)	Deviated Value (dB)	Acceptance Limits (dB)
137.0	137.0	0.0	± 1.1
136.0	136.0	0.0	± 1.1
135.0	135.0	0.0	± 1.1
134.0	134.0	0.0	± 1.1
133.0	133.0	0.0	± 1.1
132.0	132.0	0.0	± 1.1
131.0	131.0	0.0	± 1.1
129.0	129.0	0.0	± 1.1
124.0	124.0	0.0	± 1.1
119.0	119.0	0.0	± 1.1
114.0	114.0	0.0	± 1.1
109.0	109.0	0.0	± 1.1
104.0	104.0	0.0	± 1.1
99.0	99.0	0.0	± 1.1
94.0	94.0	0.0	± 1.1
89.0	89.0	0.0	± 1.1
84.0	84.0	0.0	± 1.1
79.0	78.9	-0.1	± 1.1
74.0	74.0	0.0	± 1.1
69.0	69.0	0.0	± 1.1
64.0	63.9	-0.1	± 1.1
59.0	59.0	0.0	± 1.1
54.0	53.9	-0.1	± 1.1
49.0	48.9	-0.1	± 1.1
44.0	43.9	-0.1	± 1.1
39.0	38.9	-0.1	± 1.1
34.0	33.9	-0.1	± 1.1
30.0	30.0	0.0	± 1.1
29.0	28.9	-0.1	± 1.1
28.0	28.0	0.0	± 1.1
27.0	27.0	0.0	± 1.1
26.0	26.0	0.0	± 1.1
25.0	25.1	0.1	± 1.1

T. Petcha-

Cert. No. : ACL25071
Job No. : VC68AC0059
Pages : 7 of 8

8. Level linearity including the level range control

Range	Anticipated Value (dB)	Measured Value (dB)	Deviated Value (dB)	Acceptance Limits (dB)
130	94.0	94.0	0.0	±1.1

Range	Anticipated Value (dB)	Measured Value (dB)	Deviated Value (dB)	Acceptance Limits (dB)
130	29.0	29.0	0.0	±1.1

9. Tone burst response

Time Weighting	Tone burst duration, Tb (ms)	Cycle	Anticipated Value (dB)	Measured Value (dB)	Deviated Value (dB)	Acceptance Limits (dB)
Fast	0.25	1	108.0	107.9	-0.1	1.5 ; -5.0
	2	8	117.0	117.0	0.0	1.0 ; -2.5
	200	800	134.0	134.0	0.0	±1.0
Slow	2	8	108.0	108.0	0.0	1.5 ; -5.0
	200	800	127.6	127.6	0.0	±1.0
SEL	0.25	1	99.0	98.9	-0.1	1.5 ; -5.0
	2	8	108.0	108.0	0.0	1.0 ; -2.5
	200	800	128.0	128.1	0.1	±1.0

T. Petch.

Cert. No. : ACL25071
Job No. : VC68AC0059
Pages : 8 of 8

10. Peak C sound level

Number of cycle in test signal	Anticipated Value (dB)	Measured Value, L _{cpeak} (dB)	Deviated Value (dB)	Acceptance Limits (dB)
Continuous	130.0	130.0	0.0	±3.0
One	133.4	133.3	-0.1	±3.0

Number of cycle in test signal	Anticipated Value (dB)	Measured Value (dB)	Deviated Value (dB)	Acceptance Limits (dB)
Continuous	133.0	133.0	0.0	±2.0
Positive half cycle	135.4	135.2	-0.2	±2.0
Negative half cycle	135.4	135.2	-0.2	±2.0

11. Overload indication

Measured value (dB)		Deviated Value (dB)	Acceptance Limits (dB)
Positive one-half cycle	Negative one-half cycle		
89.5	89.6	0.1	±1.5

12. High level stability

Frequency Weighting	SLM Display at initial (dB)	SLM Display at final (dB)	Deviated Value (dB)	Acceptance Limits (dB)
A - weight	137.0	137.0	0.0	±0.3

The reported uncertainty is based on a standard uncertainty multiplied by coverage factor $k = 2$
or any value following calculation, providing a level of confidence of approximately 95 %

End of Calibration Certificate

T. Petch.

Cert. No. : ACL25080

Pages : 1 of 8

Calibration Certificate

Equipment : SOUND LEVEL METER
Manufacturer : RION
Model : NL-52A / Microphone UC-59 / Preamplifier NH-25
Serial No.: 00920831 / 22191 / 22220
ID No.: RYG_FS0622

Condition As Found : GOOD

Customer : ALS LABORATORY GROUP (THAILAND) CO., LTD.
104 PHATTHANAKAN 40, PHATTHANAKAN ROAD,
KHWAEANG PHATTHANAKAN, KHET SUAN LUANG,
BANGKOK, 10250 THAILAND.

Location : -
Ambient Temperature : (23.0 \pm 3) °C
Pressure : (101.3 \pm 3) kPa
Relative Humidity : (50.0 \pm 20) %

Received Date : 07 JANUARY 2025
Calibration Date : 21 - 23 JANUARY 2025
Date of Issue : 24 JANUARY 2025

REVIEW BY 

APPROVED BY..... 

NEXT CAL DATE..... 21/ 01/ 2026

Calibrated by :

Nathakorn Pisutpaisan

Approved by :


(Thanakul Petchurai)

This certificate is issued in accordance with the requirements of ISO/IEC 17025 standard, may not be reproduced other than in full, except with the prior written approval of the head of Calibration Laboratory.

Cert. No. : ACL25080**Job No. : VC68AC0059****Pages : 2 of 8****Calibration Procedure : CP-AC-01****Calibration Method :**

This equipment was calibrated by follow on IEC-61672-3 (2013) Standard for sound level meter (SLM).

The SLM had tests to Acoustical and Electrical signal tests of frequency weighting with Anechoic chamber and Reference Standard Instruments.

For tests results of each items were made by observation of each Instruments display and also with SLM's display.

Condition of this result of calibration :**1. Reference Standard Instruments :**

<u>Instrument</u>	<u>Model</u>	<u>Serial No.</u>	<u>Cert. No.</u>	<u>Due Date</u>
Waveform Generator	33210A	MY48017076	EF-0009-24	05-FEB-25
Waveform Generator	33511B	MY52302742	EF-0007-24	05-FEB-25
Digital Multimeter	33461A	MY53220104	EEL.BP 21/0267	13-FEB-25
Digital Multimeter	33461A	MY53220076	EEL.BP 20/0267	15-FEB-25
Digital Multimeter	34461A	MY60024273	EEL.BP 22/0267	15-FEB-25
Programmable Attenuator	MAT-1070	62100114	EF-0008-24	05-FEB-25
Condenser Microphone	4180	2977900	AA-1001-24	12-FEB-25
Measuring Amplifier	NA-42KAI	34560495	AA-3001-24	05-FEB-25

2. This result of calibration was found accurate as shown on date and place of calibration for this calibrated item only.

3. This certificate is traceable to the international system of unit maintained at :

3.1 National Institute of Metrology (Thailand).

3.2 Thailand Institute of Scientific and Technological Research (TISTR).



Cert. No. : ACL25080

Job No. : VC68AC0059

Pages : 3 of 8

Summary of Measurement Result :

Parameter	Uncertainty (dB)	Maximum-permitted uncertainty of measurement (dB)
1. Absolute sensitivity	0.2	N/A
2. Self-generated noise	0.2	N/A
3. Acoustical signal tests of frequency weightings		
125 Hz	0.3	0.6
1000 Hz	0.3	0.6
8000 Hz	0.3	0.7
4. Electrical signal tests of frequency weightings		
For 10 Hz to 4 kHz	0.3	0.6
For > 4 kHz to 10 kHz	0.3	0.7
For > 10 kHz to 20 kHz	0.3	1.0
5. Frequency and time weightings at 1 kHz	0.2	0.2
6. Long - term stability	0.1	0.1
7. Level linearity on the reference level range	0.2	0.3
8. Level linearity including the level range control	0.2	0.3
9. Tone burst response	0.2	0.3
10. Peak C sound level	0.2	0.35
11. Overload indication	0.2	0.25
12. High level stability	0.1	0.1

T. Petch

Cert. No. : ACL25080

Job No. : VC68AC0059

Page : 4 of 8

Result of calibration :

1. Absolute sensitivity

Reference Acoustic Signal (dB)	Measured Value (dB)	Deviation (dB)	Acceptance Limit (dB)
93.9 (93.94)	94.0	0.0	±0.3

2. Self-generated noise

2.1 Normal test

Measured Value (dB)
14.6

2.2 The microphone of the sound level meter was replaced by electrical signal input device.

Frequency Weighting	Weighting (dB)
A - weight	8.7
C - weight	13.7
Flat	19.3

3. Acoustical signal tests of frequency weightings

Meter free-field acoustic response at a level of 84 dB

Frequency (Hz)	Deviation from various frequency weighting response curve (dB)			
	Flat	C-weight	A-weight	Acceptance Limits
125	0.4	0.4	0.4	± 1.0
1000	0.2	0.2	0.2	± 0.7
8000	0.6	0.6	0.6	+ 1.5, - 2.5

G. Ratch

Cert. No. : ACL25080
Job No. : VC68AC0059
Pages : 5 of 8

4. Electrical signal tests of frequency weightings

Weighting network response with relative to 1 kHz.

Frequency (Hz)	Deviation from various frequency weighting response curve (dB)			
	Flat	C-weight	A-weight	Acceptance Limits
63	0.0	0.0	0.0	±1.0
125	0.1	0.1	0.0	±1.0
250	0.0	0.0	0.0	±1.0
500	0.0	0.1	0.0	±1.0
1000	0.0	0.0	0.0	±1.0
2000	0.0	0.0	0.0	±1.0
4000	0.0	0.0	0.0	±1.0
8000	0.0	0.1	0.1	+ 1.5, - 2.5
16000	0.0	-1.2	-1.2	+ 2.5, -16.0

5. Frequency and time weightings at 1 kHz

5.1 Frequency weightings at 1 kHz

Frequency Weighting	Anticipated Value (dB)	Measured Value (dB)	Deviated Value (dB)	Acceptance Limits (dB)
A - weight	94.0	94.0	0.0	± 0.2
C - weight	94.0	94.0	0.0	± 0.2
Flat	94.0	94.0	0.0	± 0.2

5.2 Time weighting at 1 kHz

Frequency Weighting	Anticipated Value (dB)	Measured Value (dB)	Deviated Value (dB)	Acceptance Limits (dB)
Fast	94.0	94.0	0.0	± 0.1
Slow	94.0	94.0	0.0	± 0.1
Leq	94.0	94.0	0.0	± 0.1

6. Long - term stability

Frequency Weighting	SLM Display at initial (dB)	SLM Display at final (dB)	Deviated Value (dB)	Acceptance Limits (dB)
A - weight	94.0	94.0	0.0	± 0.1

T. Petch

Cert. No. : ACL25080

Job No. : VC68AC0059

Pages : 6 of 8

7. Level linearity on the reference level range

Anticipated Value (dB)	Measured Value (dB)	Deviated Value (dB)	Acceptance Limits (dB)
137.0	137.0	0.0	±0.8
136.0	136.0	0.0	±0.8
135.0	135.0	0.0	±0.8
134.0	134.0	0.0	±0.8
133.0	133.0	0.0	±0.8
132.0	132.0	0.0	±0.8
131.0	131.0	0.0	±0.8
129.0	129.0	0.0	±0.8
124.0	124.0	0.0	±0.8
119.0	119.0	0.0	±0.8
114.0	114.0	0.0	±0.8
109.0	109.0	0.0	±0.8
104.0	104.0	0.0	±0.8
99.0	99.0	0.0	±0.8
94.0	94.0	0.0	±0.8
89.0	89.0	0.0	±0.8
84.0	84.0	0.0	±0.8
79.0	79.0	0.0	±0.8
74.0	74.0	0.0	±0.8
69.0	69.0	0.0	±0.8
64.0	64.0	0.0	±0.8
59.0	59.0	0.0	±0.8
54.0	53.9	-0.1	±0.8
49.0	49.0	0.0	±0.8
44.0	44.0	0.0	±0.8
39.0	38.9	-0.1	±0.8
34.0	33.9	-0.1	±0.8
30.0	29.9	-0.1	±0.8
29.0	28.9	-0.1	±0.8
28.0	28.0	0.0	±0.8
27.0	26.9	-0.1	±0.8
26.0	25.9	-0.1	±0.8
25.0	25.0	0.0	±0.8

T. Ketchum

Cert. No. : ACL25080

Job No. : VC68AC0059

Pages : 7 of 8

8. Level linearity including the level range control

Range	Anticipated Value (dB)	Measured Value (dB)	Deviated Value (dB)	Acceptance Limits (dB)
130	94.0	94.0	0.0	±0.8

Range	Anticipated Value (dB)	Measured Value (dB)	Deviated Value (dB)	Acceptance Limits (dB)
130	29.0	28.9	-0.1	±0.8

9. Tone burst response

Time Weighting	Tone burst duration, Tb (ms)	Cycle	Anticipated Value (dB)	Measured Value (dB)	Deviated Value (dB)	Acceptance Limits (dB)
Fast	0.25	1	108.0	107.9	-0.1	1.0 ; -3.0
	2	8	117.0	117.0	0.0	1.0 ; -1.5
	200	800	134.0	134.1	0.1	±0.5
Slow	2	8	108.0	108.0	0.0	1.0 ; -3.0
	200	800	127.6	127.6	0.0	±0.5
SEL	0.25	1	99.0	98.9	-0.1	1.0 ; -3.0
	2	8	108.0	108.0	0.0	1.0 ; -1.5
	200	800	128.0	128.0	0.0	±0.5

T. Petch

Cert. No. : ACL25080

Job No. : VC68AC0059

Pages : 8 of 8

10. Peak C sound level

Number of cycle in test signal	Anticipated Value (dB)	Measured Value, Lcpeak (dB)	Deviated Value (dB)	Acceptance Limits (dB)
Continuous	130.0	130.0	0.0	±2.0
One	133.4	133.3	-0.1	±2.0

Number of cycle in test signal	Anticipated Value (dB)	Measured Value (dB)	Deviated Value (dB)	Acceptance Limits (dB)
Continuous	133.0	133.0	0.0	±1.0
Positive half cycle	135.4	135.2	-0.2	±1.0
Negative half cycle	135.4	135.2	-0.2	±1.0

11. Overload indication

Measured value (dB)		Deviated Value (dB)	Acceptance Limits (dB)
Positive one-half cycle	Negative one-half cycle		
89.6	89.5	-0.1	±1.5

12. High level stability

Frequency Weighting	SLM Display at initial (dB)	SLM Display at final (dB)	Deviated Value (dB)	Acceptance Limits (dB)
A - weight	137.0	137.0	0.0	±0.1

The reported uncertainty is based on a standard uncertainty multiplied by coverage factor $k = 2$

or any value following calculation, providing a level of confidence of approximately 95 %

End of Calibration Certificate

Z. Petcha.

Cert. No. : ACL25076

Pages : 1 of 8

Calibration Certificate

Equipment : SOUND LEVEL METER
Manufacturer : RION
Model : NL-42 / Microphone UC-52 / Preamplifier NH-24
Serial No.: 00734221 / 187363 / 23230
ID No.: RYG_FS0027

Condition As Found : GOOD

Customer : ALS LABORATORY GROUP (THAILAND) CO., LTD.
104 PHATTHANAKAN 40, PHATTHANAKAN ROAD,
KHWANG PHATTHANAKAN, KHET SUAN LUANG,
BANGKOK, 10250 THAILAND.

Location : -
Ambient Temperature : (23.0 \pm 3) °C
Pressure : (101.3 \pm 3) kPa
Relative Humidity : (50.0 \pm 20) %

Received Date : 07 JANUARY 2025
Calibration Date : 21 - 23 JANUARY 2025
Date of Issue : 24 JANUARY 2025

REVIEW BY *Supt. S.*

APPROVED BY *[Signature]*

NEXT CAL DATE....21/ 01/ 2026.....

Calibrated by :

Nathakorn Pisutpaisan

Approved by :

T. Petchurai
(Thanakul Petchurai)

This certificate is issued in accordance with the requirements of ISO/IEC 17025 standard, may not be reproduced other than in full, except with the prior written approval of the head of Calibration Laboratory.

Cert. No. : ACL25076
Job No. : VC68AC0059
Pages : 2 of 8

Calibration Procedure : CP-AC-01

Calibration Method :

This equipment was calibrated by follow on IEC-61672-3 (2013) Standard for sound level meter (SLM).

The SLM had tests to Acoustical and Electrical signal tests of frequency weighting with Anechoic chamber and Reference Standard Instruments.

For tests results of each items were made by observation of each Instruments display and also with SLM's display.

Condition of this result of calibration :

1. Reference Standard Instruments :

<u>Instrument</u>	<u>Model</u>	<u>Serial No.</u>	<u>Cert. No.</u>	<u>Due Date</u>
Waveform Generator	33210A	MY48017076	EF-0009-24	05-FEB-25
Waveform Generator	33511B	MY52302742	EF-0007-24	05-FEB-25
Digital Multimeter	33461A	MY53220104	EEL.BP 21/0267	13-FEB-25
Digital Multimeter	33461A	MY53220076	EEL.BP 20/0267	15-FEB-25
Digital Multimeter	34461A	MY60024273	EEL.BP 22/0267	15-FEB-25
Programmable Attenuator	MAT-1070	62100114	EF-0008-24	05-FEB-25
Condenser Microphone	4180	2977900	AA-1001-24	12-FEB-25
Measuring Amplifier	NA-42KAI	34560495	AA-3001-24	05-FEB-25

2. This result of calibration was found accurate as shown on date and place of calibration for this calibrated item only.

3. This certificate is traceable to the international system of unit maintained at :

3.1 National Institute of Metrology (Thailand).

3.2 Thailand Institute of Scientific and Technological Research (TISTR).

E. Petcha.

Cert. No. : ACL25076
Job No. : VC68AC0059
Pages : 3 of 8

Summary of Measurement Result :

Parameter	Uncertainty (dB)	Maximum-permitted uncertainty of measurement (dB)
1. Absolute sensitivity	0.2	N/A
2. Self-generated noise	0.2	N/A
3. Acoustical signal tests of frequency weightings		
125 Hz	0.3	0.6
1000 Hz	0.3	0.6
8000 Hz	0.3	0.7
4. Electrical signal tests of frequency weightings		
For 10 Hz to 4 kHz	0.3	0.6
For > 4 kHz to 10 kHz	0.3	0.7
For > 10 kHz to 20 kHz	0.3	1.0
5. Frequency and time weightings at 1 kHz	0.2	0.2
6. Long - term stability	0.1	0.1
7. Level linearity on the reference level range	0.2	0.3
8. Level linearity including the level range control	0.2	0.3
9. Tone burst response	0.2	0.3
10. Peak C sound level	0.2	0.35
11. Overload indication	0.2	0.25
12. High level stability	0.1	0.1

T. Petch.

Cert. No. : ACL25076

Job No. : VC68AC0059

Page : 4 of 8

Result of calibration :

1. Absolute sensitivity

Reference Acoustic Signal (dB)	Measured Value (dB)	Deviation (dB)	Acceptance Limit (dB)
93.9 (93.94)	93.9	0.0	±0.3

2. Self-generated noise

2.1 Normal test

Measured Value (dB)
15.4

2.2 The microphone of the sound level meter was replaced by electrical signal input device.

Frequency Weighting	Weighting (dB)
A - weight	12.0
C - weight	17.9
Flat	23.8

3. Acoustical signal tests of frequency weightings

Meter free-field acoustic response at a level of 84 dB

Frequency (Hz)	Deviation from various frequency weighting response curve (dB)			Acceptance Limits
	Flat	C-weight	A-weight	
125	0.4	0.4	0.4	± 1.5
1000	0.1	0.1	0.1	± 1.0
8000	2.1	2.1	2.1	±5.0

T. Petch...

Cert. No. : ACL25076
Job No. : VC68AC0059
Pages : 5 of 8

4. Electrical signal tests of frequency weightings

Weighting network response with relative to 1 kHz.

Frequency (Hz)	Deviation from various frequency weighting response curve (dB)			
	Flat	C-weight	A-weight	Acceptance Limits
63	0.0	0.0	0.0	±2.0
125	0.0	0.1	0.0	±1.5
250	0.0	0.0	0.0	±1.5
500	0.0	0.0	0.0	±1.5
1000	0.0	0.0	0.0	±1.0
2000	0.0	0.1	0.0	±2.0
4000	0.0	0.0	0.0	±3.0
8000	0.0	0.1	0.1	±5.0

5. Frequency and time weightings at 1 kHz

5.1 Frequency weightings at 1 kHz

Frequency Weighting	Anticipated Value (dB)	Measured Value (dB)	Deviated Value (dB)	Acceptance Limits (dB)
A - weight	94.0	94.0	0.0	± 0.2
C - weight	94.0	94.0	0.0	± 0.2
Flat	94.0	94.0	0.0	± 0.2

5.2 Time weighting at 1 kHz

Frequency Weighting	Anticipated Value (dB)	Measured Value (dB)	Deviated Value (dB)	Acceptance Limits (dB)
Fast	94.0	94.0	0.0	± 0.1
Slow	94.0	94.0	0.0	± 0.1
Leq	94.0	94.0	0.0	± 0.1

6. Long - term stability

Frequency Weighting	SLM Display at initial (dB)	SLM Display at final (dB)	Deviated Value (dB)	Acceptance Limits (dB)
A - weight	94.0	94.0	0.0	± 0.3

T. Ketchum

Cert. No. : ACL25076

Job No. : VC68AC0059

Pages : 6 of 8

7. Level linearity on the reference level range

Anticipated Value (dB)	Measured Value (dB)	Deviated Value (dB)	Acceptance Limits (dB)
137.0	137.0	0.0	± 1.1
136.0	136.0	0.0	± 1.1
135.0	135.0	0.0	± 1.1
134.0	134.0	0.0	± 1.1
133.0	133.0	0.0	± 1.1
132.0	132.0	0.0	± 1.1
131.0	131.0	0.0	± 1.1
129.0	129.0	0.0	± 1.1
124.0	124.0	0.0	± 1.1
119.0	119.0	0.0	± 1.1
114.0	114.0	0.0	± 1.1
109.0	109.0	0.0	± 1.1
104.0	104.0	0.0	± 1.1
99.0	99.0	0.0	± 1.1
94.0	94.0	0.0	± 1.1
89.0	89.0	0.0	± 1.1
84.0	84.0	0.0	± 1.1
79.0	79.0	0.0	± 1.1
74.0	74.0	0.0	± 1.1
69.0	69.0	0.0	± 1.1
64.0	64.0	0.0	± 1.1
59.0	59.0	0.0	± 1.1
54.0	53.9	-0.1	± 1.1
49.0	49.0	0.0	± 1.1
44.0	43.9	-0.1	± 1.1
39.0	38.9	-0.1	± 1.1
34.0	33.9	-0.1	± 1.1
30.0	29.9	-0.1	± 1.1
29.0	28.9	-0.1	± 1.1
28.0	27.9	-0.1	± 1.1
27.0	26.9	-0.1	± 1.1
26.0	25.9	-0.1	± 1.1
25.0	24.9	-0.1	± 1.1

S. Petcha.

Cert. No. : ACL25076
Job No. : VC68AC0059
Pages : 7 of 8

8. Level linearity including the level range control

Range	Anticipated Value (dB)	Measured Value (dB)	Deviated Value (dB)	Acceptance Limits (dB)
130	94.0	94.0	0.0	±1.1

Range	Anticipated Value (dB)	Measured Value (dB)	Deviated Value (dB)	Acceptance Limits (dB)
130	29.0	28.9	-0.1	±1.1

9. Tone burst response

Time Weighting	Tone burst duration, Tb (ms)	Cycle	Anticipated Value (dB)	Measured Value (dB)	Deviated Value (dB)	Acceptance Limits (dB)
Fast	0.25	1	108.0	107.9	-0.1	1.5 ; -5.0
	2	8	117.0	117.0	0.0	1.0 ; -2.5
	200	800	134.0	134.1	0.1	±1.0
Slow	2	8	108.0	108.0	0.0	1.5 ; -5.0
	200	800	127.6	127.6	0.0	±1.0
SEL	0.25	1	99.0	98.9	-0.1	1.5 ; -5.0
	2	8	108.0	108.0	0.0	1.0 ; -2.5
	200	800	128.0	128.1	0.1	±1.0

T. Petch.

Cert. No. : ACL25076
Job No. : VC68AC0059
Pages : 8 of 8

10. Peak C sound level

Number of cycle in test signal	Anticipated Value (dB)	Measured Value, L_{cpeak} (dB)	Deviated Value (dB)	Acceptance Limits (dB)
Continuous	130.0	130.0	0.0	± 3.0
One	133.4	133.4	0.0	± 3.0

Number of cycle in test signal	Anticipated Value (dB)	Measured Value (dB)	Deviated Value (dB)	Acceptance Limits (dB)
Continuous	133.0	133.0	0.0	± 2.0
Positive half cycle	135.4	135.2	-0.2	± 2.0
Negative half cycle	135.4	135.2	-0.2	± 2.0

11. Overload indication

Measured value (dB)		Deviated Value (dB)	Acceptance Limits (dB)
Positive one-half cycle	Negative one-half cycle		
89.5	89.6	0.1	± 1.5

12. High level stability

Frequency Weighting	SLM Display at initial (dB)	SLM Display at final (dB)	Deviated Value (dB)	Acceptance Limits (dB)
A - weight	137.0	137.0	0.0	± 0.3

The reported uncertainty is based on a standard uncertainty multiplied by coverage factor $k = 2$
or any value following calculation, providing a level of confidence of approximately 95 %

End of Calibration Certificate

S. Petchma

SITHIPORN ASSOCIATES CO., LTD.
CALIBRATION LABORATORY

451-451/1 Sirinthorn Road, Bangbumru, Bangplud, Bangkok, 10700 Thailand
Tel. +66 2433 8331 Email : calibration@sithiporn.com

SITHIPORN
associates



Cert. No. : ACL25087

Pages : 1 of 8

Calibration Certificate

Equipment : SOUND LEVEL METER
Manufacturer : RION
Model : NL-42 / Microphone UC-52 / Preamplifier NH-24
Serial No.: 00734220 / 157226 / 34371
ID No.: RYG_FS0026

Condition As Found : GOOD

Customer : ALS LABORATORY GROUP (THAILAND) CO., LTD.
104 PHATTHANAKAN 40, PHATTHANAKAN ROAD,
KHWAEANG PHATTHANAKAN, KHET SUAN LUANG,
BANGKOK, 10250 THAILAND.

Location : -
Ambient Temperature : (23.0 \pm 3) °C
Pressure : (101.3 \pm 3) kPa
Relative Humidity : (50.0 \pm 20) %

Received Date : 07 JANUARY 2025
Calibration Date : 27 JANUARY 2025
Date of Issue : 28 JANUARY 2025

REVIEW BY *Supt S.*

APPROVED BY *[Signature]*

NEXT CAL DATE..... 27/ 01/ 2026

Calibrated by :

Nathakorn Pisutpaisan

Approved by :

[Signature]
(Thanakul Petchurai)

This certificate is issued in accordance with the requirements of ISO/IEC 17025 standard, may not be reproduced other than in full, except with the prior written approval of the head of Calibration Laboratory.

Cert. No. : ACL25087

Job No. : VC68AC0059

Pages : 2 of 8

Calibration Procedure : CP-AC-01

Calibration Method :

This equipment was calibrated by follow on IEC-61672-3 (2013) Standard for sound level meter (SLM).

The SLM had tests to Acoustical and Electrical signal tests of frequency weighting with Anechoic chamber and Reference Standard Instruments.

For tests results of each items were made by observation of each Instruments display and also with SLM's display.

Condition of this result of calibration :

1. Reference Standard Instruments :

<u>Instrument</u>	<u>Model</u>	<u>Serial No.</u>	<u>Cert. No.</u>	<u>Due Date</u>
Waveform Generator	33210A	MY48017076	EF-0009-24	05-FEB-25
Waveform Generator	33511B	MY52302742	EF-0007-24	05-FEB-25
Digital Multimeter	33461A	MY53220104	EEL.BP 21/0267	13-FEB-25
Digital Multimeter	33461A	MY53220076	EEL.BP 20/0267	15-FEB-25
Digital Multimeter	34461A	MY60024273	EEL.BP 22/0267	15-FEB-25
Programmable Attenuator	MAT-1070	62100114	EF-0008-24	05-FEB-25
Condenser Microphone	4180	2977900	AA-1001-24	12-FEB-25
Measuring Amplifier	NA-42KAI	34560495	AA-3001-24	05-FEB-25

2. This result of calibration was found accurate as shown on date and place of calibration for this calibrated item only.

3. This certificate is traceable to the international system of unit maintained at :

3.1 National Institute of Metrology (Thailand).

3.2 Thailand Institute of Scientific and Technological Research (TISTR).

[Signature]

Cert. No. : ACL25087
Job No. : VC68AC0059
Pages : 3 of 8

Summary of Measurement Result :

Parameter	Uncertainty (dB)	Maximum-permitted uncertainty of measurement (dB)
1. Absolute sensitivity	0.2	N/A
2. Self-generated noise	0.2	N/A
3. Acoustical signal tests of frequency weightings		
125 Hz	0.3	0.6
1000 Hz	0.3	0.6
8000 Hz	0.3	0.7
4. Electrical signal tests of frequency weightings		
For 10 Hz to 4 kHz	0.3	0.6
For > 4 kHz to 10 kHz	0.3	0.7
For > 10 kHz to 20 kHz	0.3	1.0
5. Frequency and time weightings at 1 kHz	0.2	0.2
6. Long - term stability	0.1	0.1
7. Level linearity on the reference level range	0.2	0.3
8. Level linearity including the level range control	0.2	0.3
9. Tone burst response	0.2	0.3
10. Peak C sound level	0.2	0.35
11. Overload indication	0.2	0.25
12. High level stability	0.1	0.1

T. Peterson

Cert. No. : ACL25087

Job No. : VC68AC0059

Page : 4 of 8

Result of calibration :

1. Absolute sensitivity

Reference Acoustic Signal (dB)	Measured Value (dB)	Deviation (dB)	Acceptance Limit (dB)
93.9 (93.94)	93.9	0.0	±0.3

2. Self-generated noise

2.1 Normal test

Measured Value (dB)
13.1

2.2 The microphone of the sound level meter was replaced by electrical signal input device.

Frequency Weighting	Weighting (dB)
A - weight	9.8
C - weight	16.2
Flat	22.1

3. Acoustical signal tests of frequency weightings

Meter free-field acoustic response at a level of 84 dB

Frequency (Hz)	Deviation from various frequency weighting response curve (dB)			
	Flat	C-weight	A-weight	Acceptance Limits
125	1.5	1.5	1.5	± 1.5
1000	0.1	0.1	0.1	± 1.0
8000	-4.2	-4.2	-4.2	±5.0

T. Ketch.

Cert. No. : ACL25087
Job No. : VC68AC0059
Pages : 5 of 8

4. Electrical signal tests of frequency weightings

Weighting network response with relative to 1 kHz.

Frequency (Hz)	Deviation from various frequency weighting response curve (dB)			
	Flat	C-weight	A-weight	Acceptance Limits
63	-0.1	-0.1	0.0	±2.0
125	0.0	0.0	0.0	±1.5
250	0.0	-0.1	-0.1	±1.5
500	0.0	0.0	-0.1	±1.5
1000	0.0	0.0	0.0	±1.0
2000	-0.1	0.0	0.0	±2.0
4000	-0.1	0.0	-0.1	±3.0
8000	-0.1	0.0	-0.1	±5.0

5. Frequency and time weightings at 1 kHz

5.1 Frequency weightings at 1 kHz

Frequency Weighting	Anticipated Value (dB)	Measured Value (dB)	Deviated Value (dB)	Acceptance Limits (dB)
A - weight	94.0	94.0	0.0	± 0.2
C - weight	94.0	94.0	0.0	± 0.2
Flat	94.0	94.0	0.0	± 0.2

5.2 Time weighting at 1 kHz

Frequency Weighting	Anticipated Value (dB)	Measured Value (dB)	Deviated Value (dB)	Acceptance Limits (dB)
Fast	94.0	94.0	0.0	± 0.1
Slow	94.0	93.9	-0.1	± 0.1
Leq	94.0	94.0	0.0	± 0.1

6. Long - term stability

Frequency Weighting	SLM Display at initial (dB)	SLM Display at final (dB)	Deviated Value (dB)	Acceptance Limits (dB)
A - weight	94.0	94.1	0.1	± 0.3

T. Petch

Cert. No. : ACL25087

Job No. : VC68AC0059

Pages : 6 of 8

7. Level linearity on the reference level range

Anticipated Value (dB)	Measured Value (dB)	Deviated Value (dB)	Acceptance Limits (dB)
137.0	137.0	0.0	± 1.1
136.0	136.0	0.0	± 1.1
135.0	135.0	0.0	± 1.1
134.0	134.0	0.0	± 1.1
133.0	133.0	0.0	± 1.1
132.0	132.0	0.0	± 1.1
131.0	131.0	0.0	± 1.1
129.0	129.0	0.0	± 1.1
124.0	124.0	0.0	± 1.1
119.0	119.0	0.0	± 1.1
114.0	114.0	0.0	± 1.1
109.0	109.0	0.0	± 1.1
104.0	104.1	0.1	± 1.1
99.0	99.0	0.0	± 1.1
94.0	94.0	0.0	± 1.1
89.0	89.0	0.0	± 1.1
84.0	84.0	0.0	± 1.1
79.0	79.0	0.0	± 1.1
74.0	74.0	0.0	± 1.1
69.0	69.0	0.0	± 1.1
64.0	64.0	0.0	± 1.1
59.0	59.0	0.0	± 1.1
54.0	54.0	0.0	± 1.1
49.0	49.0	0.0	± 1.1
44.0	44.0	0.0	± 1.1
39.0	39.0	0.0	± 1.1
34.0	34.0	0.0	± 1.1
30.0	30.0	0.0	± 1.1
29.0	29.0	0.0	± 1.1
28.0	28.0	0.0	± 1.1
27.0	27.0	0.0	± 1.1
26.0	26.0	0.0	± 1.1
25.0	25.0	0.0	± 1.1

T. Petch

Cert. No. : ACL25087
Job No. : VC68AC0059
Pages : 7 of 8

8. Level linearity including the level range control

Range	Anticipated Value (dB)	Measured Value (dB)	Deviated Value (dB)	Acceptance Limits (dB)
130	94.0	94.0	0.0	±1.1

Range	Anticipated Value (dB)	Measured Value (dB)	Deviated Value (dB)	Acceptance Limits (dB)
130	29.0	29.8	0.8	±1.1

9. Tone burst response

Time Weighting	Tone burst duration, Tb (ms)	Cycle	Anticipated Value (dB)	Measured Value (dB)	Deviated Value (dB)	Acceptance Limits (dB)
Fast	0.25	1	108.0	107.9	-0.1	1.5 ; -5.0
	2	8	117.0	117.0	0.0	1.0 ; -2.5
	200	800	134.0	134.1	0.1	±1.0
Slow	2	8	108.0	108.0	0.0	1.5 ; -5.0
	200	800	127.6	127.6	0.0	±1.0
SEL	0.25	1	99.0	98.9	-0.1	1.5 ; -5.0
	2	8	108.0	108.0	0.0	1.0 ; -2.5
	200	800	128.0	128.1	0.1	±1.0

T. Petcha

Cert. No. : ACL25087

Job No. : VC68AC0059

Pages : 8 of 8

10. Peak C sound level

Number of cycle in test signal	Anticipated Value (dB)	Measured Value, Lcpeak (dB)	Deviated Value (dB)	Acceptance Limits (dB)
Continuous	130.0	130.0	0.0	±3.0
One	133.4	133.4	0.0	±3.0

Number of cycle in test signal	Anticipated Value (dB)	Measured Value (dB)	Deviated Value (dB)	Acceptance Limits (dB)
Continuous	133.0	133.0	0.0	±2.0
Positive half cycle	135.4	135.1	-0.3	±2.0
Negative half cycle	135.4	135.1	-0.3	±2.0

11. Overload indication

Measured value (dB)		Deviated Value (dB)	Acceptance Limits (dB)
Positive one-half cycle	Negative one-half cycle		
89.6	89.5	-0.1	±1.5

12. High level stability

Frequency Weighting	SLM Display at initial (dB)	SLM Display at final (dB)	Deviated Value (dB)	Acceptance Limits (dB)
A - weight	137.0	137.0	0.0	±0.3

The reported uncertainty is based on a standard uncertainty multiplied by coverage factor $k = 2$
or any value following calculation, providing a level of confidence of approximately 95 %

End of Calibration Certificate

T. Retana

Cert. No. : ACL25083

Pages : 1 of 8

Calibration Certificate



Equipment : SOUND LEVEL METER
Manufacturer : RION
Model : NL-52A / Microphone UC-59 / Preamplifier NH-25
Serial No.: 01120938 / 21888 / 22327
ID No.: RYG_FS0629

Condition As Found : GOOD

Customer : ALS LABORATORY GROUP (THAILAND) CO., LTD.
104 PHATTHANAKAN 40, PHATTHANAKAN ROAD,
KHWANG PHATTHANAKAN, KHET SUAN LUANG,
BANGKOK, 10250 THAILAND.

Location : -
Ambient Temperature : (23.0 \pm 3) °C
Pressure : (101.3 \pm 3) kPa
Relative Humidity : (50.0 \pm 20) %

Received Date : 07 JANUARY 2025
Calibration Date : 21 - 23 JANUARY 2025
Date of Issue : 24 JANUARY 2025

REVIEW BY	
APPROVED BY	
NEXT CAL DATE.....	21/ 01/ 2026

Calibrated by :

Nathakorn Pisutpaisan

Approved by :


(Thanakul Petchurai)

This certificate is issued in accordance with the requirements of ISO/IEC 17025 standard, may not be reproduced other than in full, except with the prior written approval of the head of Calibration Laboratory.

Cert. No. : ACL25083

Job No. : VC68AC0059

Pages : 2 of 8

Calibration Procedure : CP-AC-01

Calibration Method :

This equipment was calibrated by follow on IEC-61672-3 (2013) Standard for sound level meter (SLM).

The SLM had tests to Acoustical and Electrical signal tests of frequency weighting with Anechoic chamber and Reference Standard Instruments.

For tests results of each items were made by observation of each Instruments display and also with SLM's display.

Condition of this result of calibration :

1. Reference Standard Instruments :

<u>Instrument</u>	<u>Model</u>	<u>Serial No.</u>	<u>Cert. No.</u>	<u>Due Date</u>
Waveform Generator	33210A	MY48017076	EF-0009-24	05-FEB-25
Waveform Generator	33511B	MY52302742	EF-0007-24	05-FEB-25
Digital Multimeter	33461A	MY53220104	EEL.BP 21/0267	13-FEB-25
Digital Multimeter	33461A	MY53220076	EEL.BP 20/0267	15-FEB-25
Digital Multimeter	34461A	MY60024273	EEL.BP 22/0267	15-FEB-25
Programmable Attenuator	MAT-1070	62100114	EF-0008-24	05-FEB-25
Condenser Microphone	4180	2977900	AA-1001-24	12-FEB-25
Measuring Amplifier	NA-42KAI	34560495	AA-3001-24	05-FEB-25

2. This result of calibration was found accurate as shown on date and place of calibration for this calibrated item only.

3. This certificate is traceable to the international system of unit maintained at :

3.1 National Institute of Metrology (Thailand).

3.2 Thailand Institute of Scientific and Technological Research (TISTR).

T. Petch...

Cert. No. : ACL25083
Job No. : VC68AC0059
Pages : 3 of 8

Summary of Measurement Result :

Parameter	Uncertainty (dB)	Maximum-permitted uncertainty of measurement (dB)
1. Absolute sensitivity	0.2	N/A
2. Self-generated noise	0.2	N/A
3. Acoustical signal tests of frequency weightings		
125 Hz	0.3	0.6
1000 Hz	0.3	0.6
8000 Hz	0.3	0.7
4. Electrical signal tests of frequency weightings		
For 10 Hz to 4 kHz	0.3	0.6
For > 4 kHz to 10 kHz	0.3	0.7
For > 10 kHz to 20 kHz	0.3	1.0
5. Frequency and time weightings at 1 kHz	0.2	0.2
6. Long - term stability	0.1	0.1
7. Level linearity on the reference level range	0.2	0.3
8. Level linearity including the level range control	0.2	0.3
9. Tone burst response	0.2	0.3
10. Peak C sound level	0.2	0.35
11. Overload indication	0.2	0.25
12. High level stability	0.1	0.1

R. Retch.

Cert. No. : ACL25083

Job No. : VC68AC0059

Page : 4 of 8

Result of calibration :

1. Absolute sensitivity

Reference Acoustic Signal (dB)	Measured Value (dB)	Deviation (dB)	Acceptance Limit (dB)
93.9 (93.94)	94.0	0.0	±0.3

2. Self-generated noise

2.1 Normal test

Measured Value (dB)
14.6

2.2 The microphone of the sound level meter was replaced by electrical signal input device.

Frequency Weighting	Weighting (dB)
A - weight	9.9
C - weight	14.5
Flat	20.2

3. Acoustical signal tests of frequency weightings

Meter free-field acoustic response at a level of 84 dB

Frequency (Hz)	Deviation from various frequency weighting response curve (dB)			
	Flat	C-weight	A-weight	Acceptance Limits
125	0.3	0.3	0.3	± 1.0
1000	0.2	0.2	0.2	± 0.7
8000	1.0	1.0	1.0	+ 1.5, - 2.5

T. Petch.

Cert. No. : ACL25083

Job No. : VC68AC0059

Pages : 5 of 8

4. Electrical signal tests of frequency weightings

Weighting network response with relative to 1 kHz.

Frequency (Hz)	Deviation from various frequency weighting response curve (dB)			
	Flat	C-weight	A-weight	Acceptance Limits
63	0.0	0.0	-0.1	±1.0
125	-0.1	0.0	-0.1	±1.0
250	0.0	-0.1	-0.1	±1.0
500	0.0	0.0	-0.1	±1.0
1000	0.0	0.0	0.0	±1.0
2000	-0.1	0.0	0.0	±1.0
4000	-0.1	0.0	0.0	±1.0
8000	0.0	0.0	0.0	+ 1.5, - 2.5
16000	-0.1	-1.3	-1.2	+ 2.5, -16.0

5. Frequency and time weightings at 1 kHz

5.1 Frequency weightings at 1 kHz

Frequency Weighting	Anticipated Value (dB)	Measured Value (dB)	Deviated Value (dB)	Acceptance Limits (dB)
A - weight	94.0	94.0	0.0	± 0.2
C - weight	94.0	94.0	0.0	± 0.2
Flat	94.0	94.0	0.0	± 0.2

5.2 Time weighting at 1 kHz

Frequency Weighting	Anticipated Value (dB)	Measured Value (dB)	Deviated Value (dB)	Acceptance Limits (dB)
Fast	94.0	94.0	0.0	± 0.1
Slow	94.0	94.0	0.0	± 0.1
Leq	94.0	94.0	0.0	± 0.1

6. Long - term stability

Frequency Weighting	SLM Display at initial (dB)	SLM Display at final (dB)	Deviated Value (dB)	Acceptance Limits (dB)
A - weight	94.0	94.0	0.0	± 0.1

T. Petch...

Cert. No. : ACL25083

Job No. : VC68AC0059

Pages : 6 of 8

7. Level linearity on the reference level range

Anticipated Value (dB)	Measured Value (dB)	Deviated Value (dB)	Acceptance Limits (dB)
137.0	137.0	0.0	±0.8
136.0	136.0	0.0	±0.8
135.0	135.0	0.0	±0.8
134.0	134.0	0.0	±0.8
133.0	133.0	0.0	±0.8
132.0	132.0	0.0	±0.8
131.0	131.0	0.0	±0.8
129.0	129.0	0.0	±0.8
124.0	124.0	0.0	±0.8
119.0	119.1	0.1	±0.8
114.0	114.0	0.0	±0.8
109.0	109.0	0.0	±0.8
104.0	104.1	0.1	±0.8
99.0	99.0	0.0	±0.8
94.0	94.0	0.0	±0.8
89.0	89.0	0.0	±0.8
84.0	84.0	0.0	±0.8
79.0	79.0	0.0	±0.8
74.0	74.0	0.0	±0.8
69.0	69.0	0.0	±0.8
64.0	64.0	0.0	±0.8
59.0	59.0	0.0	±0.8
54.0	54.0	0.0	±0.8
49.0	49.0	0.0	±0.8
44.0	44.0	0.0	±0.8
39.0	39.0	0.0	±0.8
34.0	34.0	0.0	±0.8
30.0	30.0	0.0	±0.8
29.0	28.9	-0.1	±0.8
28.0	28.0	0.0	±0.8
27.0	27.0	0.0	±0.8
26.0	25.9	-0.1	±0.8
25.0	25.0	0.0	±0.8

T. Ketch

Cert. No. : ACL25083
Job No. : VC68AC0059
Pages : 7 of 8

8. Level linearity including the level range control

Range	Anticipated Value (dB)	Measured Value (dB)	Deviated Value (dB)	Acceptance Limits (dB)
130	94.0	94.0	0.0	±0.8

Range	Anticipated Value (dB)	Measured Value (dB)	Deviated Value (dB)	Acceptance Limits (dB)
130	29.0	29.0	0.0	±0.8

9. Tone burst response

Time Weighting	Tone burst duration, Tb (ms)	Cycle	Anticipated Value (dB)	Measured Value (dB)	Deviated Value (dB)	Acceptance Limits (dB)
Fast	0.25	1	108.0	107.9	-0.1	1.0 ; -3.0
	2	8	117.0	116.9	-0.1	1.0 ; -1.5
	200	800	134.0	134.0	0.0	±0.5
Slow	2	8	108.0	107.9	-0.1	1.0 ; -3.0
	200	800	127.6	127.5	-0.1	±0.5
SEL	0.25	1	99.0	98.8	-0.2	1.0 ; -3.0
	2	8	108.0	107.9	-0.1	1.0 ; -1.5
	200	800	128.0	128.0	0.0	±0.5

T. Petch.

Cert. No. : ACL25083
Job No. : VC68AC0059
Pages : 8 of 8

10. Peak C sound level

Number of cycle in test signal	Anticipated Value (dB)	Measured Value, L _{cpeak} (dB)	Deviated Value (dB)	Acceptance Limits (dB)
Continuous	130.0	130.0	0.0	±2.0
One	133.4	133.3	-0.1	±2.0

Number of cycle in test signal	Anticipated Value (dB)	Measured Value (dB)	Deviated Value (dB)	Acceptance Limits (dB)
Continuous	133.0	133.0	0.0	±1.0
Positive half cycle	135.4	135.2	-0.2	±1.0
Negative half cycle	135.4	135.2	-0.2	±1.0

11. Overload indication

Measured value (dB)		Deviated Value (dB)	Acceptance Limits (dB)
Positive one-half cycle	Negative one-half cycle		
89.6	89.5	-0.1	±1.5

12. High level stability

Frequency Weighting	SLM Display at initial (dB)	SLM Display at final (dB)	Deviated Value (dB)	Acceptance Limits (dB)
A - weight	137.0	137.0	0.0	±0.1

The reported uncertainty is based on a standard uncertainty multiplied by coverage factor $k = 2$
or any value following calculation, providing a level of confidence of approximately 95 %

End of Calibration Certificate

T. Petch

SITHIPORN ASSOCIATES CO., LTD.
CALIBRATION LABORATORY

451-451/1 Sirinthorn Road, Bangbunru, Bangplud, Bangkok, 10700 Thailand
Tel. +66 2433 8331 Email : calibration@sithiporn.com

SITHIPORN
associates



Cert. No. : ACL25079

Pages : 1 of 8

Calibration Certificate

Equipment : SOUND LEVEL METER
Manufacturer : RION
Model : NL-42A/ Microphone UC-52 / Preamplifier NH-24
Serial No.: 00623394 / 198641 / 26422
ID No.: RYG_FS0619

Condition As Found : GOOD

Customer : ALS LABORATORY GROUP (THAILAND) CO., LTD.
104 PHATTHANAKAN 40, PHATTHANAKAN ROAD,
KHWANG PHATTHANAKAN, KHET SUAN LUANG,
BANGKOK, 10250 THAILAND.

Location : -
Ambient Temperature : (23.0 \pm 3) °C
Pressure : (101.3 \pm 3) kPa
Relative Humidity : (50.0 \pm 20) %

Received Date : 07 JANUARY 2025
Calibration Date : 21 - 23 JANUARY 2025
Date of Issue : 24 JANUARY 2025

REVIEW BY *Supt. S.*

APPROVED BY..... *[Signature]*

NEXT CAL DATE..... 21/ 01/ 2026

Calibrated by :

Nathakorn Pisutpaisan

Approved by :

T. Petchurai
(Thanakul Petchurai)

This certificate is issued in accordance with the requirements of ISO/IEC 17025 standard, may not be reproduced other than in full, except with the prior written approval of the head of Calibration Laboratory.

Cert. No. : ACL25079

Job No. : VC68AC0059

Pages : 2 of 8

Calibration Procedure : CP-AC-01

Calibration Method :

This equipment was calibrated by follow on IEC-61672-3 (2013) Standard for sound level meter (SLM).

The SLM had tests to Acoustical and Electrical signal tests of frequency weighting with Anechoic chamber and Reference Standard Instruments.

For tests results of each items were made by observation of each Instruments display and also with SLM's display.

Condition of this result of calibration :

1. Reference Standard Instruments :

<u>Instrument</u>	<u>Model</u>	<u>Serial No.</u>	<u>Cert. No.</u>	<u>Due Date</u>
Waveform Generator	33210A	MY48017076	EF-0009-24	05-FEB-25
Waveform Generator	33511B	MY52302742	EF-0007-24	05-FEB-25
Digital Multimeter	33461A	MY53220104	EEL.BP 21/0267	13-FEB-25
Digital Multimeter	33461A	MY53220076	EEL.BP 20/0267	15-FEB-25
Digital Multimeter	34461A	MY60024273	EEL.BP 22/0267	15-FEB-25
Programmable Attenuator	MAT-1070	62100114	EF-0008-24	05-FEB-25
Condenser Microphone	4180	2977900	AA-1001-24	12-FEB-25
Measuring Amplifier	NA-42KAI	34560495	AA-3001-24	05-FEB-25

2. This result of calibration was found accurate as shown on date and place of calibration for this calibrated item only.

3. This certificate is traceable to the international system of unit maintained at :

3.1 National Institute of Metrology (Thailand).

3.2 Thailand Institute of Scientific and Technological Research (TISTR).

T. Petchu.

Cert. No. : ACL25079
Job No. : VC68AC0059
Pages : 3 of 8

Summary of Measurement Result :

Parameter	Uncertainty (dB)	Maximum-permitted uncertainty of measurement (dB)
1. Absolute sensitivity	0.2	N/A
2. Self-generated noise	0.2	N/A
3. Acoustical signal tests of frequency weightings		
125 Hz	0.3	0.6
1000 Hz	0.3	0.6
8000 Hz	0.3	0.7
4. Electrical signal tests of frequency weightings		
For 10 Hz to 4 kHz	0.3	0.6
For > 4 kHz to 10 kHz	0.3	0.7
For > 10 kHz to 20 kHz	0.3	1.0
5. Frequency and time weightings at 1 kHz	0.2	0.2
6. Long - term stability	0.1	0.1
7. Level linearity on the reference level range	0.2	0.3
8. Level linearity including the level range control	0.2	0.3
9. Tone burst response	0.2	0.3
10. Peak C sound level	0.2	0.35
11. Overload indication	0.2	0.25
12. High level stability	0.1	0.1

T. Ketchu.

Cert. No. : ACL25079

Job No. : VC68AC0059

Page : 4 of 8

Result of calibration :

1. Absolute sensitivity

Reference Acoustic Signal (dB)	Measured Value (dB)	Deviation (dB)	Acceptance Limit (dB)
93.9 (93.94)	93.9	0.0	±0.3

2. Self-generated noise

2.1 Normal test

Measured Value (dB)
14.6

2.2 The microphone of the sound level meter was replaced by electrical signal input device.

Frequency Weighting	Weighting (dB)
A - weight	12.6
C - weight	19.1
Flat	24.5

3. Acoustical signal tests of frequency weightings

Meter free-field acoustic response at a level of 84 dB

Frequency (Hz)	Deviation from various frequency weighting response curve (dB)			Acceptance Limits
	Flat	C-weight	A-weight	
125	0.4	0.4	0.4	± 1.5
1000	0.1	0.1	0.1	± 1.0
8000	0.1	0.1	0.1	±5.0

T. Petcha

Cert. No. : ACL25079
Job No. : VC68AC0059
Pages : 5 of 8

4. Electrical signal tests of frequency weightings

Weighting network response with relative to 1 kHz.

Frequency (Hz)	Deviation from various frequency weighting response curve (dB)			
	Flat	C-weight	A-weight	Acceptance Limits
63	0.0	-0.1	0.0	±2.0
125	0.0	0.0	0.0	±1.5
250	0.0	0.0	0.0	±1.5
500	0.0	0.0	0.0	±1.5
1000	0.0	0.0	0.0	±1.0
2000	0.0	0.0	0.0	±2.0
4000	0.0	0.0	0.0	±3.0
8000	0.0	0.1	0.1	±5.0

5. Frequency and time weightings at 1 kHz

5.1 Frequency weightings at 1 kHz

Frequency Weighting	Anticipated Value (dB)	Measured Value (dB)	Deviated Value (dB)	Acceptance Limits (dB)
A - weight	94.0	94.0	0.0	± 0.2
C - weight	94.0	94.0	0.0	± 0.2
Flat	94.0	94.0	0.0	± 0.2

5.2 Time weighting at 1 kHz

Frequency Weighting	Anticipated Value (dB)	Measured Value (dB)	Deviated Value (dB)	Acceptance Limits (dB)
Fast	94.0	94.0	0.0	± 0.1
Slow	94.0	94.0	0.0	± 0.1
Leq	94.0	94.0	0.0	± 0.1

6. Long - term stability

Frequency Weighting	SLM Display at initial (dB)	SLM Display at final (dB)	Deviated Value (dB)	Acceptance Limits (dB)
A - weight	94.0	94.0	0.0	± 0.3

T. Petch.

Cert. No. : ACL25079

Job No. : VC68AC0059

Pages : 6 of 8

7. Level linearity on the reference level range

Anticipated Value (dB)	Measured Value (dB)	Deviated Value (dB)	Acceptance Limits (dB)
137.0	137.0	0.0	± 1.1
136.0	136.0	0.0	± 1.1
135.0	135.0	0.0	± 1.1
134.0	134.0	0.0	± 1.1
133.0	133.0	0.0	± 1.1
132.0	132.0	0.0	± 1.1
131.0	131.0	0.0	± 1.1
129.0	129.0	0.0	± 1.1
124.0	124.0	0.0	± 1.1
119.0	119.0	0.0	± 1.1
114.0	114.0	0.0	± 1.1
109.0	109.0	0.0	± 1.1
104.0	104.0	0.0	± 1.1
99.0	99.0	0.0	± 1.1
94.0	94.0	0.0	± 1.1
89.0	89.0	0.0	± 1.1
84.0	84.0	0.0	± 1.1
79.0	79.0	0.0	± 1.1
74.0	74.0	0.0	± 1.1
69.0	69.0	0.0	± 1.1
64.0	64.0	0.0	± 1.1
59.0	59.0	0.0	± 1.1
54.0	54.0	0.0	± 1.1
49.0	49.0	0.0	± 1.1
44.0	44.0	0.0	± 1.1
39.0	39.0	0.0	± 1.1
34.0	34.1	0.1	± 1.1
30.0	30.1	0.1	± 1.1
29.0	29.1	0.1	± 1.1
28.0	28.1	0.1	± 1.1
27.0	27.1	0.1	± 1.1
26.0	26.1	0.1	± 1.1
25.0	25.1	0.1	± 1.1

T. Petcha.

Cert. No. : ACL25079
Job No. : VC68AC0059
Pages : 7 of 8

8. Level linearity including the level range control

Range	Anticipated Value (dB)	Measured Value (dB)	Deviated Value (dB)	Acceptance Limits (dB)
130	94.0	94.0	0.0	±1.1

Range	Anticipated Value (dB)	Measured Value (dB)	Deviated Value (dB)	Acceptance Limits (dB)
130	29.0	28.9	-0.1	±1.1

9. Tone burst response

Time Weighting	Tone burst duration, Tb (ms)	Cycle	Anticipated Value (dB)	Measured Value (dB)	Deviated Value (dB)	Acceptance Limits (dB)
Fast	0.25	1	108.0	107.9	-0.1	1.5 ; -5.0
	2	8	117.0	117.0	0.0	1.0 ; -2.5
	200	800	134.0	134.0	0.0	±1.0
Slow	2	8	108.0	108.0	0.0	1.5 ; -5.0
	200	800	127.6	127.6	0.0	±1.0
SEL	0.25	1	99.0	98.9	-0.1	1.5 ; -5.0
	2	8	108.0	108.0	0.0	1.0 ; -2.5
	200	800	128.0	128.0	0.0	±1.0

T. Ketchum

Cert. No. : ACL25079

Job No. : VC68AC0059

Pages : 8 of 8

10. Peak C sound level

Number of cycle in test signal	Anticipated Value (dB)	Measured Value, L _{cpeak} (dB)	Deviated Value (dB)	Acceptance Limits (dB)
Continuous	130.0	130.0	0.0	±3.0
One	133.4	133.3	-0.1	±3.0

Number of cycle in test signal	Anticipated Value (dB)	Measured Value (dB)	Deviated Value (dB)	Acceptance Limits (dB)
Continuous	133.0	132.9	-0.1	±2.0
Positive half cycle	135.4	135.1	-0.3	±2.0
Negative half cycle	135.4	135.1	-0.3	±2.0

11. Overload indication

Measured value (dB)		Deviated Value (dB)	Acceptance Limits (dB)
Positive one-half cycle	Negative one-half cycle		
89.5	89.6	0.1	±1.5

12. High level stability

Frequency Weighting	SLM Display at initial (dB)	SLM Display at final (dB)	Deviated Value (dB)	Acceptance Limits (dB)
A - weight	137.0	137.0	0.0	±0.3

The reported uncertainty is based on a standard uncertainty multiplied by coverage factor $k = 2$
or any value following calculation, providing a level of confidence of approximately 95 %

End of Calibration Certificate

S. Ketchum

SITHIPORN ASSOCIATES CO., LTD.
CALIBRATION LABORATORY

451-451/1 Sirinthorn Road, Bangbumru, Bangplud, Bangkok, 10700 Thailand
Tel. +66 2433 8331 Email : calibration@sithiporn.com

SITHIPORN
associates



Cert. No. : ACL25111

Pages : 1 of 8

Calibration Certificate

Equipment : SOUND LEVEL METER
Manufacturer : RION
Model : NL-42A / Microphone UC-52 / Preamplifier NH-24
Serial No.: 00623395 / 198642 / 26423
ID No.: RYG_FS0620

Condition As Found : GOOD

Customer : ALS LABORATORY GROUP (THAILAND) CO., LTD.
104 PHATTHANAKAN 40, PHATTHANAKAN ROAD,
KHWANG PHATTHANAKAN, KHET SUAN LUANG,
BANGKOK, 10250 THAILAND.

Location : -
Ambient Temperature : (23.0 \pm 3) °C
Pressure : (101.3 \pm 3) kPa
Relative Humidity : (50.0 \pm 20) %

Received Date : 14 JANUARY 2025
Calibration Date : 27-29 JANUARY 2025
Date of Issue : 30 JANUARY 2025

REVIEW BY *Supt S*

APPROVED BY *[Signature]*

NEXT CAL DATE..... 26/ 01/ 2026

Calibrated by :

Nathakorn Pisutpaisan

Approved by :

[Signature]
(Thanakul Petchurai)

This certificate is issued in accordance with the requirements of ISO/IEC 17025 standard, may not be reproduced other than in full, except with the prior written approval of the head of Calibration Laboratory.

Cert. No. : ACL25111
Job No. : VC68AC0064
Pages : 2 of 8

Calibration Procedure : CP-AC-01

Calibration Method :

This equipment was calibrated by follow on IEC-61672-3 (2013) Standard for sound level meter (SLM).

The SLM had tests to Acoustical and Electrical signal tests of frequency weighting with Anechoic chamber and Reference Standard Instruments.

For tests results of each items were made by observation of each Instruments display and also with SLM's display.

Condition of this result of calibration :

1. Reference Standard Instruments :

<u>Instrument</u>	<u>Model</u>	<u>Serial No.</u>	<u>Cert. No.</u>	<u>Due Date</u>
Waveform Generator	33210A	MY48017076	EF-0009-24	05-FEB-25
Waveform Generator	33511B	MY52302742	EF-0007-24	05-FEB-25
Digital Multimeter	33461A	MY53220104	EEL.BP 21/0267	13-FEB-25
Digital Multimeter	33461A	MY53220076	EEL.BP 20/0267	15-FEB-25
Digital Multimeter	34461A	MY60024273	EEL.BP 22/0267	15-FEB-25
Programmable Attenuator	MAT-1070	62100114	EF-0008-24	05-FEB-25
Condenser Microphone	4180	2977900	AA-1001-24	12-FEB-25
Measuring Amplifier	NA-42KAI	34560495	AA-3001-24	05-FEB-25

2. This result of calibration was found accurate as shown on date and place of calibration for this calibrated item only.

3. This certificate is traceable to the international system of unit maintained at :

3.1 National Institute of Metrology (Thailand).

3.2 Thailand Institute of Scientific and Technological Research (TISTR).

T. Petch.

Cert. No. : ACL25111
Job No. : VC68AC0064
Pages : 3 of 8

Summary of Measurement Result :

Parameter	Uncertainty (dB)	Maximum-permitted uncertainty of measurement (dB)
1. Absolute sensitivity	0.2	N/A
2. Self-generated noise	0.2	N/A
3. Acoustical signal tests of frequency weightings		
125 Hz	0.3	0.6
1000 Hz	0.3	0.6
8000 Hz	0.3	0.7
4. Electrical signal tests of frequency weightings		
For 10 Hz to 4 kHz	0.3	0.6
For > 4 kHz to 10 kHz	0.3	0.7
For > 10 kHz to 20 kHz	0.3	1.0
5. Frequency and time weightings at 1 kHz	0.2	0.2
6. Long - term stability	0.1	0.1
7. Level linearity on the reference level range	0.2	0.3
8. Level linearity including the level range control	0.2	0.3
9. Tone burst response	0.2	0.3
10. Peak C sound level	0.2	0.35
11. Overload indication	0.2	0.25
12. High level stability	0.1	0.1

T. Petch.

Cert. No. : ACL25111
Job No. : VC68AC0064
Page : 4 of 8

Result of calibration :

1. Absolute sensitivity

Reference Acoustic Signal (dB)	Measured Value (dB)	Deviation (dB)	Acceptance Limit (dB)
93.9 (93.94)	93.9	0.0	±0.3

2. Self-generated noise

2.1 Normal test

Measured Value (dB)
14.2

2.2 The microphone of the sound level meter was replaced by electrical signal input device.

Frequency Weighting	Weighting (dB)
A - weight	9.9
C - weight	16.5
Flat	22.3

3. Acoustical signal tests of frequency weightings

Meter free-field acoustic response at a level of 84 dB

Frequency (Hz)	Deviation from various frequency weighting response curve (dB)			
	Flat	C-weight	A-weight	Acceptance Limits
125	0.5	0.5	0.5	± 1.5
1000	0.1	0.1	0.1	± 1.0
8000	0.4	0.4	0.4	±5.0

T. Petch.

Cert. No. : ACL25111
Job No. : VC68AC0064
Pages : 5 of 8

4. Electrical signal tests of frequency weightings

Weighting network response with relative to 1 kHz.

Frequency (Hz)	Deviation from various frequency weighting response curve (dB)			
	Flat	C-weight	A-weight	Acceptance Limits
63	0.0	0.0	0.0	±2.0
125	0.0	0.1	0.0	±1.5
250	0.0	0.0	0.0	±1.5
500	0.0	0.0	0.0	±1.5
1000	0.0	0.0	0.0	±1.0
2000	0.0	0.0	0.0	±2.0
4000	0.0	0.0	0.0	±3.0
8000	0.0	0.1	0.1	±5.0

5. Frequency and time weightings at 1 kHz

5.1 Frequency weightings at 1 kHz

Frequency Weighting	Anticipated Value (dB)	Measured Value (dB)	Deviated Value (dB)	Acceptance Limits (dB)
A - weight	94.0	94.0	0.0	± 0.2
C - weight	94.0	94.0	0.0	± 0.2
Flat	94.0	94.0	0.0	± 0.2

5.2 Time weighting at 1 kHz

Frequency Weighting	Anticipated Value (dB)	Measured Value (dB)	Deviated Value (dB)	Acceptance Limits (dB)
Fast	94.0	94.0	0.0	± 0.1
Slow	94.0	94.0	0.0	± 0.1
Leq	94.0	94.0	0.0	± 0.1

6. Long - term stability

Frequency Weighting	SLM Display at initial (dB)	SLM Display at final (dB)	Deviated Value (dB)	Acceptance Limits (dB)
A - weight	94.0	94.0	0.0	± 0.3

T. Reith.

Cert. No. : ACL25111

Job No. : VC68AC0064

Pages : 6 of 8

7. Level linearity on the reference level range

Anticipated Value (dB)	Measured Value (dB)	Deviated Value (dB)	Acceptance Limits (dB)
137.0	137.0	0.0	± 1.1
136.0	136.0	0.0	± 1.1
135.0	135.0	0.0	± 1.1
134.0	134.0	0.0	± 1.1
133.0	133.0	0.0	± 1.1
132.0	132.0	0.0	± 1.1
131.0	131.0	0.0	± 1.1
129.0	129.0	0.0	± 1.1
124.0	124.0	0.0	± 1.1
119.0	119.0	0.0	± 1.1
114.0	114.0	0.0	± 1.1
109.0	109.0	0.0	± 1.1
104.0	104.0	0.0	± 1.1
99.0	99.0	0.0	± 1.1
94.0	94.0	0.0	± 1.1
89.0	89.0	0.0	± 1.1
84.0	84.0	0.0	± 1.1
79.0	78.9	-0.1	± 1.1
74.0	74.0	0.0	± 1.1
69.0	69.0	0.0	± 1.1
64.0	63.9	-0.1	± 1.1
59.0	59.0	0.0	± 1.1
54.0	53.9	-0.1	± 1.1
49.0	48.9	-0.1	± 1.1
44.0	44.0	0.0	± 1.1
39.0	38.9	-0.1	± 1.1
34.0	34.0	0.0	± 1.1
30.0	30.0	0.0	± 1.1
29.0	29.0	0.0	± 1.1
28.0	28.0	0.0	± 1.1
27.0	27.0	0.0	± 1.1
26.0	26.0	0.0	± 1.1
25.0	25.1	0.1	± 1.1

T. Petch.

Cert. No. : ACL25111
Job No. : VC68AC0064
Pages : 7 of 8

8. Level linearity including the level range control

Range	Anticipated Value (dB)	Measured Value (dB)	Deviated Value (dB)	Acceptance Limits (dB)
130	94.0	94.0	0.0	±1.1

Range	Anticipated Value (dB)	Measured Value (dB)	Deviated Value (dB)	Acceptance Limits (dB)
130	29.0	29.0	0.0	±1.1

9. Tone burst response

Time Weighting	Tone burst duration, Tb (ms)	Cycle	Anticipated Value (dB)	Measured Value (dB)	Deviated Value (dB)	Acceptance Limits (dB)
Fast	0.25	1	108.0	107.9	-0.1	1.5 ; -5.0
	2	8	117.0	117.0	0.0	1.0 ; -2.5
	200	800	134.0	134.0	0.0	±1.0
Slow	2	8	108.0	108.0	0.0	1.5 ; -5.0
	200	800	127.6	127.6	0.0	±1.0
SEL	0.25	1	99.0	98.9	-0.1	1.5 ; -5.0
	2	8	108.0	108.0	0.0	1.0 ; -2.5
	200	800	128.0	128.0	0.0	±1.0

T. Petchu.

Cert. No. : ACL25111
Job No. : VC68AC0064
Pages : 8 of 8

10. Peak C sound level

Number of cycle in test signal	Anticipated Value (dB)	Measured Value, L _{cpeak} (dB)	Deviated Value (dB)	Acceptance Limits (dB)
Continuous	130.0	130.0	0.0	±3.0
One	133.4	133.3	-0.1	±3.0

Number of cycle in test signal	Anticipated Value (dB)	Measured Value (dB)	Deviated Value (dB)	Acceptance Limits (dB)
Continuous	133.0	133.0	0.0	±2.0
Positive half cycle	135.4	135.2	-0.2	±2.0
Negative half cycle	135.4	135.2	-0.2	±2.0

11. Overload indication

Measured value (dB)		Deviated Value (dB)	Acceptance Limits (dB)
Positive one-half cycle	Negative one-half cycle		
89.5	89.6	0.1	±1.5

12. High level stability

Frequency Weighting	SLM Display at initial (dB)	SLM Display at final (dB)	Deviated Value (dB)	Acceptance Limits (dB)
A - weight	137.0	137.0	0.0	±0.3

The reported uncertainty is based on a standard uncertainty multiplied by coverage factor $k = 2$
or any value following calculation, providing a level of confidence of approximately 95 %

End of Calibration Certificate

T. Petcha.

Cert. No. : ACL25072

Pages : 1 of 8

Calibration Certificate



Equipment : SOUND LEVEL METER
Manufacturer : RION
Model : NL-42 / Microphone UC-52 / Preamplifier NH-24
Serial No.: 01122607 / 145554 / 34373
ID No.: RYG_FS0019

Condition As Found : GOOD

Customer : ALS LABORATORY GROUP (THAILAND) CO., LTD.
104 PHATTHANAKAN 40, PHATTHANAKAN ROAD,
KHWAEANG PHATTHANAKAN, KHET SUAN LUANG,
BANGKOK, 10250 THAILAND.

Location : -
Ambient Temperature : (23.0 \pm 3) °C
Pressure : (101.3 \pm 3) kPa
Relative Humidity : (50.0 \pm 20) %

Received Date : 07 JANUARY 2025
Calibration Date : 21 - 23 JANUARY 2025
Date of Issue : 24 JANUARY 2025

REVIEW BY	
APPROVED BY	
NEXT CAL DATE	21/ 01/ 2026

Calibrated by :

Nathakorn Pisutpaisan

Approved by :


(Thanakul Petchurai)

This certificate is issued in accordance with the requirements of ISO/IEC 17025 standard, may not be reproduced other than in full, except with the prior written approval of the head of Calibration Laboratory.

Cert. No. : ACL25072

Job No. : VC68AC0059

Pages : 2 of 8

Calibration Procedure : CP-AC-01**Calibration Method :**

This equipment was calibrated by follow on IEC-61672-3 (2013) Standard for sound level meter (SLM).

The SLM had tests to Acoustical and Electrical signal tests of frequency weighting with Anechoic chamber and Reference Standard Instruments.

For tests results of each items were made by observation of each Instruments display and also with SLM's display.

Condition of this result of calibration :

1. Reference Standard Instruments :

<u>Instrument</u>	<u>Model</u>	<u>Serial No.</u>	<u>Cert. No.</u>	<u>Due Date</u>
Waveform Generator	33210A	MY48017076	EF-0009-24	05-FEB-25
Waveform Generator	33511B	MY52302742	EF-0007-24	05-FEB-25
Digital Multimeter	33461A	MY53220104	EEL.BP 21/0267	13-FEB-25
Digital Multimeter	33461A	MY53220076	EEL.BP 20/0267	15-FEB-25
Digital Multimeter	34461A	MY60024273	EEL.BP 22/0267	15-FEB-25
Programmable Attenuator	MAT-1070	62100114	EF-0008-24	05-FEB-25
Condenser Microphone	4180	2977900	AA-1001-24	12-FEB-25
Measuring Amplifier	NA-42KAI	34560495	AA-3001-24	05-FEB-25

2. This result of calibration was found accurate as shown on date and place of calibration for this calibrated item only.

3. This certificate is traceable to the international system of unit maintained at :

3.1 National Institute of Metrology (Thailand).

3.2 Thailand Institute of Scientific and Technological Research (TISTR).



Cert. No. : ACL25072
Job No. : VC68AC0059
Pages : 3 of 8

Summary of Measurement Result :

Parameter	Uncertainty (dB)	Maximum-permitted uncertainty of measurement (dB)
1. Absolute sensitivity	0.2	N/A
2. Self-generated noise	0.2	N/A
3. Acoustical signal tests of frequency weightings		
125 Hz	0.3	0.6
1000 Hz	0.3	0.6
8000 Hz	0.3	0.7
4. Electrical signal tests of frequency weightings		
For 10 Hz to 4 kHz	0.3	0.6
For > 4 kHz to 10 kHz	0.3	0.7
For > 10 kHz to 20 kHz	0.3	1.0
5. Frequency and time weightings at 1 kHz	0.2	0.2
6. Long - term stability	0.1	0.1
7. Level linearity on the reference level range	0.2	0.3
8. Level linearity including the level range control	0.2	0.3
9. Tone burst response	0.2	0.3
10. Peak C sound level	0.2	0.35
11. Overload indication	0.2	0.25
12. High level stability	0.1	0.1

T. Petch.

Cert. No. : ACL25072

Job No. : VC68AC0059

Page : 4 of 8

Result of calibration :

1. Absolute sensitivity

Reference Acoustic Signal (dB)	Measured Value (dB)	Deviation (dB)	Acceptance Limit (dB)
93.9 (93.94)	93.9	0.0	±0.3

2. Self-generated noise

2.1 Normal test

Measured Value (dB)
16.0

2.2 The microphone of the sound level meter was replaced by electrical signal input device.

Frequency Weighting	Weighting (dB)
A - weight	12.6
C - weight	17.7
Flat	22.6

3. Acoustical signal tests of frequency weightings

Meter free-field acoustic response at a level of 84 dB

Frequency (Hz)	Deviation from various frequency weighting response curve (dB)			
	Flat	C-weight	A-weight	Acceptance Limits
125	0.5	0.5	0.5	± 1.5
1000	0.1	0.1	0.1	± 1.0
8000	-1.2	-1.2	-1.2	±5.0

S. Petcha.

Cert. No. : ACL25072
Job No. : VC68AC0059
Pages : 5 of 8

4. Electrical signal tests of frequency weightings

Weighting network response with relative to 1 kHz.

Frequency (Hz)	Deviation from various frequency weighting response curve (dB)			
	Flat	C-weight	A-weight	Acceptance Limits
63	0.0	-0.1	-0.1	±2.0
125	-0.1	0.0	-0.1	±1.5
250	-0.1	0.0	-0.1	±1.5
500	0.0	0.0	-0.1	±1.5
1000	0.0	0.0	0.0	±1.0
2000	0.0	0.0	0.0	±2.0
4000	0.0	0.0	0.0	±3.0
8000	0.0	0.0	0.0	±5.0

5. Frequency and time weightings at 1 kHz

5.1 Frequency weightings at 1 kHz

Frequency Weighting	Anticipated Value (dB)	Measured Value (dB)	Deviated Value (dB)	Acceptance Limits (dB)
A - weight	94.0	94.0	0.0	± 0.2
C - weight	94.0	94.0	0.0	± 0.2
Flat	94.0	94.0	0.0	± 0.2

5.2 Time weighting at 1 kHz

Frequency Weighting	Anticipated Value (dB)	Measured Value (dB)	Deviated Value (dB)	Acceptance Limits (dB)
Fast	94.0	94.0	0.0	± 0.1
Slow	94.0	94.0	0.0	± 0.1
Leq	94.0	94.0	0.0	± 0.1

6. Long - term stability

Frequency Weighting	SLM Display at initial (dB)	SLM Display at final (dB)	Deviated Value (dB)	Acceptance Limits (dB)
A - weight	94.0	94.1	0.1	± 0.3

T. Petch

Cert. No. : ACL25072

Job No. : VC68AC0059

Pages : 6 of 8

7. Level linearity on the reference level range

Anticipated Value (dB)	Measured Value (dB)	Deviated Value (dB)	Acceptance Limits (dB)
137.0	137.0	0.0	± 1.1
136.0	136.0	0.0	± 1.1
135.0	135.0	0.0	± 1.1
134.0	134.1	0.1	± 1.1
133.0	133.0	0.0	± 1.1
132.0	132.0	0.0	± 1.1
131.0	131.0	0.0	± 1.1
129.0	129.0	0.0	± 1.1
124.0	124.0	0.0	± 1.1
119.0	119.1	0.1	± 1.1
114.0	114.1	0.1	± 1.1
109.0	109.0	0.0	± 1.1
104.0	104.1	0.1	± 1.1
99.0	99.0	0.0	± 1.1
94.0	94.0	0.0	± 1.1
89.0	89.0	0.0	± 1.1
84.0	84.0	0.0	± 1.1
79.0	79.0	0.0	± 1.1
74.0	74.0	0.0	± 1.1
69.0	69.0	0.0	± 1.1
64.0	64.0	0.0	± 1.1
59.0	59.0	0.0	± 1.1
54.0	54.0	0.0	± 1.1
49.0	49.0	0.0	± 1.1
44.0	44.0	0.0	± 1.1
39.0	39.0	0.0	± 1.1
34.0	34.0	0.0	± 1.1
30.0	30.0	0.0	± 1.1
29.0	29.0	0.0	± 1.1
28.0	28.0	0.0	± 1.1
27.0	27.0	0.0	± 1.1
26.0	25.9	-0.1	± 1.1
25.0	24.9	-0.1	± 1.1

T. Petch.

Cert. No. : ACL25072
Job No. : VC68AC0059
Pages : 7 of 8

8. Level linearity including the level range control

Range	Anticipated Value (dB)	Measured Value (dB)	Deviated Value (dB)	Acceptance Limits (dB)
130	94.0	94.0	0.0	±1.1

Range	Anticipated Value (dB)	Measured Value (dB)	Deviated Value (dB)	Acceptance Limits (dB)
130	29.0	29.0	0.0	±1.1

9. Tone burst response

Time Weighting	Tone burst duration, Tb (ms)	Cycle	Anticipated Value (dB)	Measured Value (dB)	Deviated Value (dB)	Acceptance Limits (dB)
Fast	0.25	1	108.0	108.0	0.0	1.5 ; -5.0
	2	8	117.0	117.0	0.0	1.0 ; -2.5
	200	800	134.0	134.1	0.1	±1.0
Slow	2	8	108.0	108.1	0.1	1.5 ; -5.0
	200	800	127.6	127.7	0.1	±1.0
SEL	0.25	1	99.0	98.9	-0.1	1.5 ; -5.0
	2	8	108.0	108.0	0.0	1.0 ; -2.5
	200	800	128.0	128.1	0.1	±1.0

T. Petch.

Cert. No. : ACL25072
Job No. : VC68AC0059
Pages : 8 of 8

10. Peak C sound level

Number of cycle in test signal	Anticipated Value (dB)	Measured Value, L _{cpeak} (dB)	Deviated Value (dB)	Acceptance Limits (dB)
Continuous	130.0	130.0	0.0	±3.0
One	133.4	133.4	0.0	±3.0

Number of cycle in test signal	Anticipated Value (dB)	Measured Value (dB)	Deviated Value (dB)	Acceptance Limits (dB)
Continuous	133.0	133.0	0.0	±2.0
Positive half cycle	135.4	135.1	-0.3	±2.0
Negative half cycle	135.4	135.1	-0.3	±2.0

11. Overload indication

Measured value (dB)		Deviated Value (dB)	Acceptance Limits (dB)
Positive one-half cycle	Negative one-half cycle		
89.5	89.5	0.0	±1.5

12. High level stability

Frequency Weighting	SLM Display at initial (dB)	SLM Display at final (dB)	Deviated Value (dB)	Acceptance Limits (dB)
A - weight	137.0	137.0	0.0	±0.3

The reported uncertainty is based on a standard uncertainty multiplied by coverage factor $k = 2$
or any value following calculation, providing a level of confidence of approximately 95 %

End of Calibration Certificate

S. Petcha-

Cert. No. : ACL25082

Pages : 1 of 8

Calibration Certificate

Equipment : SOUND LEVEL METER
Manufacturer : RION
Model : NL-52A / Microphone UC-59 / Preamplifier NH-25
Serial No.: 01120937 / 21845 / 22326
ID No.: RYG_FS0628

Condition As Found : GOOD

Customer : ALS LABORATORY GROUP (THAILAND) CO., LTD.
104 PHATTHANAKAN 40, PHATTHANAKAN ROAD,
KHWAEANG PHATTHANAKAN, KHET SUAN LUANG,
BANGKOK, 10250 THAILAND.

Location : -
Ambient Temperature : (23.0 \pm 3) °C
Pressure : (101.3 \pm 3) kPa
Relative Humidity : (50.0 \pm 20) %

Received Date : 07 JANUARY 2025
Calibration Date : 21 - 23 JANUARY 2025
Date of Issue : 24 JANUARY 2025

REVIEW BY *Supt S*

APPROVED BY..... *[Signature]*

NEXT CAL DATE..... 21/ 01 /2026

Calibrated by :

Nathakorn Pisutpaisan

Approved by :

[Signature]
(Thanakul Petchurai)

Cert. No. : ACL25082

Job No. : VC68AC0059

Pages : 2 of 8

Calibration Procedure : CP-AC-01

Calibration Method :

This equipment was calibrated by follow on IEC-61672-3 (2013) Standard for sound level meter (SLM).

The SLM had tests to Acoustical and Electrical signal tests of frequency weighting with Anechoic chamber and Reference Standard Instruments.

For tests results of each items were made by observation of each Instruments display and also with SLM's display.

Condition of this result of calibration :

1. Reference Standard Instruments :

<u>Instrument</u>	<u>Model</u>	<u>Serial No.</u>	<u>Cert. No.</u>	<u>Due Date</u>
Waveform Generator	33210A	MY48017076	EF-0009-24	05-FEB-25
Waveform Generator	33511B	MY52302742	EF-0007-24	05-FEB-25
Digital Multimeter	33461A	MY53220104	EEL.BP 21/0267	13-FEB-25
Digital Multimeter	33461A	MY53220076	EEL.BP 20/0267	15-FEB-25
Digital Multimeter	34461A	MY60024273	EEL.BP 22/0267	15-FEB-25
Programmable Attenuator	MAT-1070	62100114	EF-0008-24	05-FEB-25
Condenser Microphone	4180	2977900	AA-1001-24	12-FEB-25
Measuring Amplifier	NA-42KAI	34560495	AA-3001-24	05-FEB-25

2. This result of calibration was found accurate as shown on date and place of calibration for this calibrated item only.

3. This certificate is traceable to the international system of unit maintained at :

3.1 National Institute of Metrology (Thailand).

3.2 Thailand Institute of Scientific and Technological Research (TISTR).

[Signature]

Cert. No. : ACL25082
Job No. : VC68AC0059
Pages : 3 of 8

Summary of Measurement Result :

Parameter	Uncertainty (dB)	Maximum-permitted uncertainty of measurement (dB)
1. Absolute sensitivity	0.2	N/A
2. Self-generated noise	0.2	N/A
3. Acoustical signal tests of frequency weightings		
125 Hz	0.3	0.6
1000 Hz	0.3	0.6
8000 Hz	0.3	0.7
4. Electrical signal tests of frequency weightings		
For 10 Hz to 4 kHz	0.3	0.6
For > 4 kHz to 10 kHz	0.3	0.7
For > 10 kHz to 20 kHz	0.3	1.0
5. Frequency and time weightings at 1 kHz	0.2	0.2
6. Long - term stability	0.1	0.1
7. Level linearity on the reference level range	0.2	0.3
8. Level linearity including the level range control	0.2	0.3
9. Tone burst response	0.2	0.3
10. Peak C sound level	0.2	0.35
11. Overload indication	0.2	0.25
12. High level stability	0.1	0.1

G. Petch.

Cert. No. : ACL25082

Job No. : VC68AC0059

Page : 4 of 8

Result of calibration :

1. Absolute sensitivity

Reference Acoustic Signal (dB)	Measured Value (dB)	Deviation (dB)	Acceptance Limit (dB)
93.9 (93.94)	94.0	0.0	±0.3

2. Self-generated noise

2.1 Normal test

Measured Value (dB)
13.8

2.2 The microphone of the sound level meter was replaced by electrical signal input device.

Frequency Weighting	Weighting (dB)
A - weight	10.8
C - weight	14.2
Flat	19.8

3. Acoustical signal tests of frequency weightings

Meter free-field acoustic response at a level of 84 dB

Frequency (Hz)	Deviation from various frequency weighting response curve (dB)			
	Flat	C-weight	A-weight	Acceptance Limits
125	0.3	0.3	0.3	± 1.0
1000	0.2	0.2	0.2	± 0.7
8000	0.4	0.4	0.4	+ 1.5, - 2.5

T. Petch.

Cert. No. : ACL25082

Job No. : VC68AC0059

Pages : 5 of 8

4. Electrical signal tests of frequency weightings

Weighting network response with relative to 1 kHz.

Frequency (Hz)	Deviation from various frequency weighting response curve (dB)			
	Flat	C-weight	A-weight	Acceptance Limits
63	-0.1	0.0	0.0	±1.0
125	0.0	0.0	0.0	±1.0
250	0.0	0.0	-0.1	±1.0
500	0.0	0.0	-0.1	±1.0
1000	0.0	0.0	0.0	±1.0
2000	0.0	0.0	0.0	±1.0
4000	0.0	0.0	0.0	±1.0
8000	0.0	0.1	0.1	+ 1.5, - 2.5
16000	0.0	-1.2	-1.2	+ 2.5, -16.0

5. Frequency and time weightings at 1 kHz

5.1 Frequency weightings at 1 kHz

Frequency Weighting	Anticipated Value (dB)	Measured Value (dB)	Deviated Value (dB)	Acceptance Limits (dB)
A - weight	94.0	94.0	0.0	± 0.2
C - weight	94.0	94.0	0.0	± 0.2
Flat	94.0	94.0	0.0	± 0.2

5.2 Time weighting at 1 kHz

Frequency Weighting	Anticipated Value (dB)	Measured Value (dB)	Deviated Value (dB)	Acceptance Limits (dB)
Fast	94.0	94.0	0.0	± 0.1
Slow	94.0	94.0	0.0	± 0.1
Leq	94.0	94.0	0.0	± 0.1

6. Long - term stability

Frequency Weighting	SLM Display at initial (dB)	SLM Display at final (dB)	Deviated Value (dB)	Acceptance Limits (dB)
A - weight	94.0	94.0	0.0	± 0.1

T. Petchum

Cert. No. : ACL25082

Job No. : VC68AC0059

Pages : 6 of 8

7. Level linearity on the reference level range

Anticipated Value (dB)	Measured Value (dB)	Deviated Value (dB)	Acceptance Limits (dB)
137.0	137.0	0.0	±0.8
136.0	136.0	0.0	±0.8
135.0	135.0	0.0	±0.8
134.0	134.0	0.0	±0.8
133.0	132.9	-0.1	±0.8
132.0	131.9	-0.1	±0.8
131.0	130.9	-0.1	±0.8
129.0	129.0	0.0	±0.8
124.0	124.0	0.0	±0.8
119.0	119.0	0.0	±0.8
114.0	114.0	0.0	±0.8
109.0	109.0	0.0	±0.8
104.0	104.0	0.0	±0.8
99.0	99.0	0.0	±0.8
94.0	94.0	0.0	±0.8
89.0	89.0	0.0	±0.8
84.0	84.0	0.0	±0.8
79.0	79.0	0.0	±0.8
74.0	74.0	0.0	±0.8
69.0	69.0	0.0	±0.8
64.0	64.0	0.0	±0.8
59.0	59.0	0.0	±0.8
54.0	54.0	0.0	±0.8
49.0	49.0	0.0	±0.8
44.0	44.0	0.0	±0.8
39.0	39.0	0.0	±0.8
34.0	34.0	0.0	±0.8
30.0	30.0	0.0	±0.8
29.0	29.0	0.0	±0.8
28.0	28.0	0.0	±0.8
27.0	27.0	0.0	±0.8
26.0	26.0	0.0	±0.8
25.0	25.1	0.1	±0.8

T. Petchm.

Cert. No. : ACL25082
Job No. : VC68AC0059
Pages : 7 of 8

8. Level linearity including the level range control

Range	Anticipated Value (dB)	Measured Value (dB)	Deviated Value (dB)	Acceptance Limits (dB)
130	94.0	94.0	0.0	±0.8

Range	Anticipated Value (dB)	Measured Value (dB)	Deviated Value (dB)	Acceptance Limits (dB)
130	29.0	29.0	0.0	±0.8

9. Tone burst response

Time Weighting	Tone burst duration, Tb (ms)	Cycle	Anticipated Value (dB)	Measured Value (dB)	Deviated Value (dB)	Acceptance Limits (dB)
Fast	0.25	1	108.0	107.9	-0.1	1.0 ; -3.0
	2	8	117.0	117.0	0.0	1.0 ; -1.5
	200	800	134.0	134.0	0.0	±0.5
Slow	2	8	108.0	108.0	0.0	1.0 ; -3.0
	200	800	127.6	127.6	0.0	±0.5
SEL	0.25	1	99.0	98.9	-0.1	1.0 ; -3.0
	2	8	108.0	108.0	0.0	1.0 ; -1.5
	200	800	128.0	128.0	0.0	±0.5

G. Petch

Cert. No. : ACL25082
Job No. : VC68AC0059
Pages : 8 of 8

10. Peak C sound level

Number of cycle in test signal	Anticipated Value (dB)	Measured Value, L _{cpeak} (dB)	Deviated Value (dB)	Acceptance Limits (dB)
Continuous	130.0	130.0	0.0	±2.0
One	133.4	133.4	0.0	±2.0

Number of cycle in test signal	Anticipated Value (dB)	Measured Value (dB)	Deviated Value (dB)	Acceptance Limits (dB)
Continuous	133.0	133.0	0.0	±1.0
Positive half cycle	135.4	135.2	-0.2	±1.0
Negative half cycle	135.4	135.2	-0.2	±1.0

11. Overload indication

Measured value (dB)		Deviated Value (dB)	Acceptance Limits (dB)
Positive one-half cycle	Negative one-half cycle		
89.5	89.5	0.0	±1.5

12. High level stability

Frequency Weighting	SLM Display at initial (dB)	SLM Display at final (dB)	Deviated Value (dB)	Acceptance Limits (dB)
A - weight	137.0	137.0	0.0	±0.1

The reported uncertainty is based on a standard uncertainty multiplied by coverage factor $k = 2$
or any value following calculation, providing a level of confidence of approximately 95 %

End of Calibration Certificate

T. Petch



JIRANATEE ASSOCIATES CO.,LTD.

Jiranatee Associates Co.,Ltd.
63/14-15, 67/35-36
Petchkasem 7,7/1, Rd. Watthapra, Bangkokyai,
Bangkok 10600 (Thailand)
Tel: +6608680812
Mobile: +66863999453
E-mail: jnac-calibration@jiranatee.com
Web site: www.jiranatee.com

Accredited calibration laboratory
ISO/IEC 17025:2017
NSC-TISI-TIS 17025
CALIBRATION 0367

Temperature measurement laboratory
Calibration services department.



CERTIFICATE OF CALIBRATION

Certificate No. : CDT-217-67

Page 1 of 2 Pages

MEASUREMENT ITEM : Heat Stress Monitor
MANUFACTURER : Delta OHM
MODEL/TYPE : HD32.2
SERIAL NUMBER : 15006715
ID NUMBER : RYG_FS0220
CONDITION AS-RECEIVED : Used item
CUSTOMER : ALS laboratory group (thailand) Co., Ltd.
104 Phatthanakan 40, Phatthanakan Rd.,
Khwaeng Suan Luang, Khut Suan Luang,
Bangkok 10250 Thailand.

RECEIVED DATE : 11 Dec 2024
MEASUREMENT DATE : 20 Dec 2024
ISSUE DATE : 23 Dec 2024

ENVIRONMENTAL CONDITIONS:

Ambient condition in the laboratory are as follow:

Temperature : 23.0 ± 3.0 °C
Relative Humidity : 55.0 ± 15.0 %RH

NOTED: The certificate is valid only to the item calibrated on date and place of calibration.

TABULATION OF RESULTS:

The table on next page give the measured values.

Calibration procedure:

The temperature calibration was done by In-House calibration method as WI-CL-001 according to comparison method with standard digital temperature indicator and standard temperature probe. The temperature scale use was based on ITS-90.

Traceability:

The measurement results are traceable to the international system of units (SI) through National Institute of Metrology Thailand (NIMT) Certificate number: TT-0047-24, Certificate number: ER-0113-24

Reference Used During Calibration:

1. Standard Temperature Probe
Model: STS-100 A500, Serial No.: 667682-09,
Due date: 26 Mar 2025
2. Digital Temperature Indicator
Model: DTI-1000-A MK II, Serial No.: 671407-00591 Due date: 21 Oct 2025

Uncertainty of Measurement:

The reported uncertainty of measurement is based on the standard uncertainty multiplied by a coverage factor $k=2$, Which for a normal distribution corresponds to a coverage probability of approximately 95%. The standard uncertainty has been determined in accordance with the GUM 'Evaluation of measurement data - Guide to the expression of uncertainty in measurement'

REVIEW BY

APPROVED BY

NEXT CAL DATE 20 /12 /25

Calibrated by:

- ☐ Mr. Sorawit Thachalad
☐ Miss Jitraporn Lertsomphol
☒ Miss Ruangrumpai Phoommit



Approved signatory:

Mr. Parinya Booncharoen
Calibration Department Manager



JIRANATEE ASSOCIATES CO.,LTD.

Continuation of Certificate of Calibration Number CDT-217-67

Page 2 of 2 Pages

Result of Calibration: ☒ Without Adjustment ☐ With Adjustment

Calibration Range: 20 °C to 40 °C

Function:

Table 1: This equipment was connected with wet bulb probe Model: HP3201.2, S/N: 17022563.
Dimension: Diameter 3.3 mm. Length 170 mm.

Immersion Depth (mm)	Standard Reading (°C)	UUC Reading (°C)	Error (°C)	Uncertainty (°C)
80	20.067	20.0	-0.1	0.099
80	25.060	25.0	-0.1	0.099
80	30.054	30.0	-0.1	0.099
80	35.043	35.0	0.0	0.099
80	40.034	40.0	0.0	0.099

Table 2: This equipment was connected with Globe thermometer probe Model: TP3276.2, S/N: 20019632.
Dimension: Diameter 3.3 mm. Length 205 mm.

Immersion Depth (mm)	Standard Reading (°C)	UUC Reading (°C)	Error (°C)	Uncertainty (°C)
110	20.067	20.0	-0.1	0.099
110	25.061	25.0	-0.1	0.099
110	30.054	30.0	-0.1	0.099
110	35.043	35.1	0.1	0.099
110	40.033	40.1	0.1	0.099

Table 3: This equipment was connected with temperature probe Model: TP3207.2, S/N: 15015507.
Dimension: Diameter 14 mm. Length 150 mm.

Immersion Depth (mm)	Standard Reading (°C)	UUC Reading (°C)	Error (°C)	Uncertainty (°C)
75	20.067	20.2	0.1	0.099
75	25.060	25.2	0.1	0.099
75	30.054	30.1	0.0	0.099
75	35.044	35.1	0.1	0.099
75	40.034	40.0	0.0	0.099

UUC*: Unit Under Calibration

End of Certificate of Calibration





JIRANATEE ASSOCIATES CO.,LTD.

Jiranatee Associates Co.,Ltd
63/14-15, 67/35-36
Petchkasem 7,7/1, Rd. Watthapra, Bangkokyai,
Bangkok 10600 (Thailand)
Tel: +6608680812
Mobile: +66863999453
E-mail: jnac-calibration@jiranatee.com
Web site: www.jiranatee.com

Accredited calibration laboratory
ISO/IEC 17025:2017
NSC-TISI-TIS 17025
CALIBRATION 0367

Temperature measurement laboratory
Calibration services department.



CERTIFICATE OF CALIBRATION

Certificate No. : CDT-218-67

Page 1 of 2 Pages

MEASUREMENT ITEM : Heat Stress Monitor
MANUFACTURER : Delta OHM
MODEL/TYPE : HD32.2
SERIAL NUMBER : 15006716
ID NUMBER : RYG_FS0221
CONDITION AS-RECEIVED : Used item
CUSTOMER : ALS laboratory group (thailand) Co., Ltd.
104 Phatthanakan 40, Phatthanakan Rd.,
Khwaeng Suan Luang, Khet Suan Luang,
Bangkok 10250 Thailand.

RECEIVED DATE : 11 Dec 2024
MEASUREMENT DATE : 20 Dec 2024
ISSUE DATE : 23 Dec 2024

ENVIRONMENTAL CONDITIONS:

Ambient condition in the laboratory are as follow:

Temperature : 23.0 ± 3.0 °C
Relative Humidity : 55.0 ± 15.0 %RH

NOTED: The certificate is valid only to the item calibrated on date and place of calibration.

TABULATION OF RESULTS:

The table on next page give the measured values.

Calibrated by:

- ☐ Mr. Sorawit Thachalad
☐ Miss Jitraporn Lertsomphol
☒ Miss Ruangrumpai Phoommit

REVIEW BY *Supt S*

APPROVED BY *[Signature]*

NEXT CAL DATE 20 /12 /25



Approved signatory: *[Signature]*

Mr. Parinya Booncharoen
Calibration Department Manager

Calibration procedure:

The temperature calibration was done by In-House calibration method as W/CL-001 according to comparison method with standard digital temperature indicator and standard temperature probe. The temperature scale use was based on ITS-90.

Traceability:

The measurement results are traceable to the international system of units (SI) through National Institute of Metrology Thailand (NIMT) Certificate number: TT-0047-24, Certificate number: ER-0113-24

Reference Used During Calibration:

1. Standard Temperature Probe
Model: STS-100 A500, Serial No.: 667682-09,
Due date: 26 Mar 2025
2. Digital Temperature Indicator
Model: DTI-1000-A MK II, Serial No.: 671407-00591 Due date: 21 Oct 2025

Uncertainty of Measurement:

The reported uncertainty of measurement is based on the standard uncertainty multiplied by a coverage factor $k=2$, Which for a normal distribution corresponds to a coverage probability of approximately 95%. The standard uncertainty has been determined in accordance with the GUM 'Evaluation of measurement data - Guide to the expression of uncertainty in measurement'



JIRANATEE ASSOCIATES CO.,LTD.

Continuation of Certificate of Calibration Number CDT-218-67

Page 2 of 2 Pages

Result of Calibration: ☒ Without Adjustment ☐ With Adjustment

Calibration Range: 20 °C to 40 °C

Function:

Table 1: This equipment was connected with wet bulb probe Model: HP3201.2, S/N: 18009587.
Dimension: Diameter 3.3 mm. Length 170 mm.

<u>Immersion Depth</u> (mm)	<u>Standard Reading</u> (°C)	<u>UUC Reading</u> (°C)	<u>Error</u> (°C)	<u>Uncertainty</u> (°C)
80	20.066	20.1	0.0	0.099
80	25.061	25.1	0.0	0.099
80	30.053	30.1	0.0	0.099
80	35.045	35.0	0.0	0.099
80	40.034	40.0	0.0	0.099

Table 2: This equipment was connected with Globe thermometer probe Model: TP3276.2, S/N: 15015967.
Dimension: Diameter 3.3 mm. Length 205 mm.

<u>Immersion Depth</u> (mm)	<u>Standard Reading</u> (°C)	<u>UUC Reading</u> (°C)	<u>Error</u> (°C)	<u>Uncertainty</u> (°C)
110	20.066	20.0	-0.1	0.099
110	25.061	25.0	-0.1	0.099
110	30.052	30.1	0.0	0.099
110	35.045	35.0	0.0	0.099
110	40.034	40.0	0.0	0.099

Table 3: This equipment was connected with temperature probe Model: TP3207.2, S/N: 15015492.
Dimension: Diameter 14 mm. Length 150 mm.

<u>Immersion Depth</u> (mm)	<u>Standard Reading</u> (°C)	<u>UUC Reading</u> (°C)	<u>Error</u> (°C)	<u>Uncertainty</u> (°C)
75	20.066	20.3	0.2	0.099
75	25.061	25.2	0.1	0.099
75	30.053	30.1	0.0	0.099
75	35.045	34.9	-0.1	0.099
75	40.034	39.9	-0.1	0.099

UUC*: Unit Under Calibration

End of Certificate of Calibration





JIRANATEE ASSOCIATES CO.,LTD.

Jiranatee Associates Co.,Ltd
63/14-15, 67/35-36
Petchkasem 7,7/1, Rd. Watthapra, Bangkokyai,
Bangkok 10600 (Thailand)
Tel: +6608680812
Mobile: +66863999453
E-mail: jnac-calibration@jiranatee.com
Web site: www.jiranatee.com

Accredited calibration laboratory
ISO/IEC 17025:2017
NSC-TISI-TIS 17025
CALIBRATION 0367

Temperature measurement laboratory
Calibration services department.



CERTIFICATE OF CALIBRATION

Certificate No. : CDT-005-68

Page 1 of 2 Pages

MEASUREMENT ITEM : Heat Stress Monitor
MANUFACTURER : Delta OHM
MODEL/TYPE : HD32.2
SERIAL NUMBER : 15006718
ID NUMBER : RYG_FS0223
CONDITION AS-RECEIVED : Used item
CUSTOMER : ALS laboratory group (thailand) Co., Ltd.
104 Phatthanakan 40, Phatthanakan Rd.,
Khwaeng Suan Luang, Khet Suan Luang,
Bangkok 10250 Thailand.

RECEIVED DATE : 27 Dec 2024
MEASUREMENT DATE : 07 Jan 2025
ISSUE DATE : 08 Jan 2025

ENVIRONMENTAL CONDITIONS:

Ambient condition in the laboratory are as follow:

Temperature : 23.0 ± 3.0 °C
Relative Humidity : 55.0 ± 15.0 %RH

NOTED: The certificate is valid only to the item calibrated on date and place of calibration.

TABULATION OF RESULTS:

The table on next page give the measured values.

Calibrated by:

- ☐ Mr. Sorawit Thachalad
☐ Miss Jitraporn Lertsomphol
☒ Miss Ruangrumpai Phoommit

REVIEW BY *Supt. S*

APPROVED BY *[Signature]*

NEXT CAL DATE..... 07/ 01/ 26

Calibration procedure:

The temperature calibration was done by In-House calibration method as WI-CL-001 according to comparison method with standard digital temperature indicator and standard temperature probe. The temperature scale use was based on ITS-90.

Traceability:

The measurement results are traceable to the international system of units (SI) through National Institute of Metrology Thailand (NIMT) Certificate number: TT-0047-24, Certificate number: ER-0113-24

Reference Used During Calibration:

1. Standard Temperature Probe
Model: STS-100 A500, Serial No.: 667682-09,
Due date: 26 Mar 2025
2. Digital Temperature Indicator
Model: DTI-1000-A MK II, Serial No.: 671407-00591 Due date: 21 Oct 2025

Uncertainty of Measurement:

The reported uncertainty of measurement is based on the standard uncertainty multiplied by a coverage factor $k=2$, Which for a normal distribution corresponds to a coverage probability of approximately 95%. The standard uncertainty has been determined in accordance with the GUM 'Evaluation of measurement data - Guide to the expression of uncertainty in measurement'



Approved signatory:

[Signature]

Mr. Parinya Booncharoen
Calibration Department Manager



JIRANATEE ASSOCIATES CO.,LTD.

Continuation of Certificate of Calibration Number CDT-005-68

Page 2 of 2 Pages

Result of Calibration: ☒ Without Adjustment ☐ With Adjustment

Calibration Range: 20 °C to 40 °C

Function:

Table 1: This equipment was connected with wet bulb probe Model: HP3201.2, S/N: 18009588.
Dimension: Diameter 3.3 mm. Length 170 mm.

<u>Immersion Depth</u> (mm)	<u>Standard Reading</u> (°C)	<u>UUC Reading</u> (°C)	<u>Error</u> (°C)	<u>Uncertainty</u> (°C)
80	20.068	20.1	0.0	0.099
80	25.061	25.1	0.0	0.099
80	30.053	30.1	0.0	0.099
80	35.043	35.1	0.1	0.099
80	40.035	40.0	0.0	0.099

Table 2: This equipment was connected with Globe thermometer probe Model: TP3276.2, S/N: 20019638.
Dimension: Diameter 3.3 mm. Length 205 mm.

<u>Immersion Depth</u> (mm)	<u>Standard Reading</u> (°C)	<u>UUC Reading</u> (°C)	<u>Error</u> (°C)	<u>Uncertainty</u> (°C)
110	20.068	20.2	0.1	0.099
110	25.061	25.2	0.1	0.099
110	30.053	30.2	0.1	0.099
110	35.043	35.2	0.2	0.099
110	40.035	40.2	0.2	0.099

Table 3: This equipment was connected with temperature probe Model: TP3207.2, S/N: 15015496.
Dimension: Diameter 14 mm. Length 150 mm.

<u>Immersion Depth</u> (mm)	<u>Standard Reading</u> (°C)	<u>UUC Reading</u> (°C)	<u>Error</u> (°C)	<u>Uncertainty</u> (°C)
75	20.068	20.3	0.2	0.099
75	25.061	25.2	0.1	0.099
75	30.053	30.1	0.0	0.099
75	35.043	35.0	0.0	0.099
75	40.035	39.9	-0.1	0.099

UUC*: Unit Under Calibration

End of Certificate of Calibration





JIRANATEE ASSOCIATES CO.,LTD.

Jiranatee Associates Co.,Ltd
63/14-15, 67/35-36
Petchkasem 7,7/1, Rd. Watthapra, Bangkokyai,
Bangkok 10600(Thailand)
Tel: +6608680812
Mobile: +66863999453
E-mail: jnac-calibration@jiranatee.com
Web site: www.jiranatee.com

Accredited calibration laboratory
ISO/IEC 17025:2017
NSC-TISI-TIS 17025
CALIBRATION 0367

Temperature measurement laboratory
Calibration services department.



CERTIFICATE OF CALIBRATION

Certificate No. : CDT-034-68

Page 1 of 2 Pages

MEASUREMENT ITEM : Heat Stress Monitor
MANUFACTURER : Delta OHM
MODEL/TYPE : HD32.2
SERIAL NUMBER : 15006720
ID NUMBER : RYG_FS0224
CONDITION AS-RECEIVED : Used item
CUSTOMER : ALS laboratory group (thailand) Co., Ltd.
104 Phatthanakan 40, Phatthanakan Rd.,
Khwaeng Suan Luang, Khet Suan Luang,
Bangkok 10250 Thailand.

RECEIVED DATE : 17 Jan 2025
MEASUREMENT DATE : 27 Jan 2025
ISSUE DATE : 29 Jan 2025

ENVIRONMENTAL CONDITIONS:

Ambient condition in the laboratory are as follow:

Temperature : 23.0 ± 3.0 °C
Relative Humidity : 55.0 ± 15.0 %RH

NOTED: The certificate is valid only to the item calibrated on date and place of calibration.

TABULATION OF RESULTS:

The table on next page give the measured values.

Calibration procedure:

The temperature calibration was done by In-House calibration method as WI-CL-001 according to comparison method with standard digital temperature indicator and standard temperature probe. The temperature scale use was based on ITS-90.

Traceability:

The measurement results are traceable to the international system of units (SI) through National Institute of Metrology Thailand (NIMT) Certificate number: TT-0047-24, Certificate number: ER-0113-24

Reference Used During Calibration:

- Standard Temperature Probe
Model: STS-100 A500, Serial No.: 667682-09,
Due date: 26 Mar 2025
- Digital Temperature Indicator
Model: DTI-1000-A MK II, Serial No.: 671407-00591 Due date: 21 Oct 2025

Uncertainty of Measurement:

The reported uncertainty of measurement is based on the standard uncertainty multiplied by a coverage factor $k=2$, Which for a normal distribution corresponds to a coverage probability of approximately 95%. The standard uncertainty has been determined in accordance with the GUM 'Evaluation of measurement data - Guide to the expression of uncertainty in measurement'

REVIEW BY *Supt S*

APPROVED BY *[Signature]*

NEXT CAL DATE 26/ 01/ 2026

Calibrated by:

- ☐ Mr. Sorawit Thachalad
☐ Miss Jittraporn Lertsomphol
☒ Miss Ruangrumpai Phoommit



Approved signatory: *[Signature]*

Mr. Parinya Booncharoen
Calibration Department Manager



JIRANATEE ASSOCIATES CO.,LTD.

Continuation of Certificate of Calibration Number CDT-034-68

Page 2 of 2 Pages

Result of Calibration: ☒ Without Adjustment ☐ With Adjustment

Calibration Range: 20 °C to 40 °C

Function:

Table 1: This equipment was connected with wet bulb probe Model: HP3201.2, S/N: 15015854.
Dimension: Diameter 3.3 mm. Length 170 mm.

<u>Immersion Depth</u> (mm)	<u>Standard Reading</u> (°C)	<u>UUC Reading</u> (°C)	<u>Error</u> (°C)	<u>Uncertainty</u> (°C)
80	20.067	19.7	-0.4	0.099
80	25.060	24.7	-0.4	0.099
80	30.051	29.7	-0.4	0.099
80	35.041	34.7	-0.3	0.099
80	40.028	39.6	-0.4	0.099

Table 2: This equipment was connected with Globe thermometer probe Model: TP3276.2, S/N: 20008279.
Dimension: Diameter 3.3 mm. Length 205 mm.

<u>Immersion Depth</u> (mm)	<u>Standard Reading</u> (°C)	<u>UUC Reading</u> (°C)	<u>Error</u> (°C)	<u>Uncertainty</u> (°C)
110	20.068	20.1	0.0	0.099
110	25.060	25.1	0.0	0.099
110	30.051	30.1	0.0	0.099
110	35.040	35.1	0.1	0.099
110	40.028	40.2	0.1	0.16

Table 3: This equipment was connected with temperature probe Model: TP3207.2, S/N: 15015498.
Dimension: Diameter 14 mm. Length 150 mm.

<u>Immersion Depth</u> (mm)	<u>Standard Reading</u> (°C)	<u>UUC Reading</u> (°C)	<u>Error</u> (°C)	<u>Uncertainty</u> (°C)
75	20.068	20.3	0.2	0.099
75	25.060	25.2	0.1	0.099
75	30.051	30.1	0.0	0.099
75	35.040	35.1	0.1	0.099
75	40.028	40.0	0.0	0.099

UUC*: Unit Under Calibration

Remark: The reported uncertainty of measurement is 0.16, based on standard uncertainty multiplied by a coverage factor k=2.21 providing a level of confidence of approximately 95%.

End of Certificate of Calibration





JIRANATEE ASSOCIATES CO.,LTD.

Jiranatee Associates Co.,Ltd
63/14-15, 67/35-36
Petchkasem 7,7/1, Rd. Watthapra, Bangkokyai,
Bangkok 10600 (Thailand)
Tel: +6608680812
Mobile: +66863999453
E-mail: jnac-calibration@jiranatee.com
Web site: www.jiranatee.com

Accredited calibration laboratory
ISO/IEC 17025:2017
NSC-TISI-TIS 17025
CALIBRATION 0367

Temperature measurement laboratory
Calibration services department.



CERTIFICATE OF CALIBRATION

Certificate No. : CDT-033-68

Page 1 of 2 Pages

MEASUREMENT ITEM : Heat Stress Monitor
MANUFACTURER : Delta OHM
MODEL/TYPE : HD32.2
SERIAL NUMBER : 15006713
ID NUMBER : RYG_FS0218
CONDITION AS-RECEIVED : Used item
CUSTOMER : ALS laboratory group (thailand) Co., Ltd.
104 Phatthanakan 40, Phatthanakan Rd.,
Khwaeng Suan Luang, Khet Suan Luang,
Bangkok 10250 Thailand.

RECEIVED DATE : 17 Jan 2025
MEASUREMENT DATE : 27 Jan 2025
ISSUE DATE : 29 Jan 2025

ENVIRONMENTAL CONDITIONS:

Ambient condition in the laboratory are as follow:

Temperature : 23.0 ± 3.0 °C
Relative Humidity : 55.0 ± 15.0 %RH

NOTED: The certificate is valid only to the item calibrated on date and place of calibration.

TABULATION OF RESULTS:

The table on next page give the measured values.

Calibration procedure:

The temperature calibration was done by In-House calibration method as WI-CL-001 according to comparison method with standard digital temperature indicator and standard temperature probe. The temperature scale use was based on ITS-90.

Traceability:

The measurement results are traceable to the international system of units (SI) through National Institute of Metrology Thailand (NIMT) Certificate number: TT-0047-24, Certificate number: ER-0113-24

Reference Used During Calibration:

1. Standard Temperature Probe
Model: STS-100 A500, Serial No.: 667682-09,
Due date: 26 Mar 2025
2. Digital Temperature Indicator
Model: DTI-1000-A MK II, Serial No.: 671407-00591 Due date: 21 Oct 2025

Uncertainty of Measurement:

The reported uncertainty of measurement is based on the standard uncertainty multiplied by a coverage factor $k=2$, Which for a normal distribution corresponds to a coverage probability of approximately 95%. The standard uncertainty has been determined in accordance with the GUM 'Evaluation of measurement data - Guide to the expression of uncertainty in measurement'

REVIEW BY *Supt S*

APPROVED BY *[Signature]*

26/ 01/ 2026

NEXT CAL DATE.....

Calibrated by:

- ☐ Mr. Sorawit Thachalad
☐ Miss Jittraporn Lertsomphol
☒ Miss Ruangrumpai Phoommit



Approved signatory: *[Signature]*

Mr. Parinya Booncharoen
Calibration Department Manager



JIRANATEE ASSOCIATES CO.,LTD.

Continuation of Certificate of Calibration Number CDT-033-68

Page 2 of 2 Pages

Result of Calibration: ☒ Without Adjustment ☐ With Adjustment

Calibration Range: 20 °C to 40 °C

Function:

Table 1: This equipment was connected with wet bulb probe Model: HP3201.2, S/N: 22035270.
Dimension: Diameter 3.3 mm. Length 170 mm.

<u>Immersion Depth</u> (mm)	<u>Standard Reading</u> (°C)	<u>UUC Reading</u> (°C)	<u>Error</u> (°C)	<u>Uncertainty</u> (°C)
80	20.068	20.1	0.0	0.099
80	25.059	25.1	0.0	0.099
80	30.050	30.1	0.1	0.099
80	35.042	35.1	0.1	0.099
80	40.036	40.1	0.1	0.099

Table 2: This equipment was connected with Globe thermometer probe Model: TP3276.2, S/N: 22035462.
Dimension: Diameter 3.3 mm. Length 205 mm.

<u>Immersion Depth</u> (mm)	<u>Standard Reading</u> (°C)	<u>UUC Reading</u> (°C)	<u>Error</u> (°C)	<u>Uncertainty</u> (°C)
110	20.067	20.1	0.0	0.099
110	25.059	25.2	0.1	0.16
110	30.050	30.2	0.1	0.099
110	35.042	35.2	0.2	0.099
110	40.036	40.2	0.2	0.099

Table 3: This equipment was connected with temperature probe Model: TP3207.2, S/N: 15015499.
Dimension: Diameter 14 mm. Length 150 mm.

<u>Immersion Depth</u> (mm)	<u>Standard Reading</u> (°C)	<u>UUC Reading</u> (°C)	<u>Error</u> (°C)	<u>Uncertainty</u> (°C)
75	20.067	20.3	0.2	0.099
75	25.059	25.2	0.1	0.099
75	30.050	30.1	0.1	0.099
75	35.042	35.1	0.1	0.099
75	40.036	40.0	0.0	0.099

UUC*: Unit Under Calibration

Remark: The reported uncertainty of measurement is 0.16, based on standard uncertainty multiplied by a coverage factor k=2.21 providing a level of confidence of approximately 95%.

End of Certificate of Calibration





JIRANATEE ASSOCIATES CO.,LTD.

Jiranatee Associates Co.,Ltd
63/14-15, 67/35-36
Petchkasem 7,7/1, Rd. Watthapra, Bangkokyai,
Bangkok 10600 (Thailand)
Tel: +6608680812
Mobile: +66863999453
E-mail: jnac-calibration@jiranatee.com
Web site: www.jiranatee.com

Accredited calibration laboratory
ISO/IEC 17025:2017
NSC-TISI-TIS 17025
CALIBRATION 0367

Temperature measurement laboratory
Calibration services department.



CERTIFICATE OF CALIBRATION

Certificate No. : CDT-081-68

Page 1 of 2 Pages

MEASUREMENT ITEM : Heat Stress Monitor
MANUFACTURER : Delta OHM
MODEL/TYPE : HD32.2
SERIAL NUMBER : 15006714
ID NUMBER : RYG_FS0219
CONDITION AS-RECEIVED : Used item
CUSTOMER : ALS laboratory group (thailand) Co., Ltd.
104 Phatthanakan 40, Phatthanakan Rd.,
Khwaeng Suan Luang, Khet Suan Luang,
Bangkok 10250 Thailand.

Calibration procedure:

The temperature calibration was done by In-House calibration method as WI-CL-001 according to comparison method with standard digital temperature indicator and standard temperature probe. The temperature scale use was based on ITS-90.

Traceability:

The measurement results are traceable to the international system of units (SI) through National Institute of Metrology Thailand (NIMT) Certificate number: TT-0047-24, Certificate number: ER-0113-24.

Reference Used During Calibration:

1. Standard Temperature Probe
Model: STS-100 A500, Serial No.: 667682-09
2. Digital Temperature Indicator
Model: DTI-1000-A MK II, Serial No.: 671407-00591

Uncertainty of Measurement:

The reported uncertainty of measurement is based on the standard uncertainty multiplied by a coverage factor $k=2$, Which for a normal distribution corresponds to a coverage probability of approximately 95%. The standard uncertainty has been determined in accordance with the GUM 'Evaluation of measurement data - Guide to the expression of uncertainty in measurement'

RECEIVED DATE : 02 Apr 2025
MEASUREMENT DATE : 09 Apr 2025
ISSUE DATE : 10 Apr 2025

ENVIRONMENTAL CONDITIONS:

Ambient condition in the laboratory are as follow:

Temperature : 23.0 ± 3.0 °C
Relative Humidity : 55.0 ± 15.0 %RH

NOTED: The certificate is valid only to the item calibrated on date and place of calibration.

TABULATION OF RESULTS:

The table on next page give the measured values.

REVIEW BY	
APPROVED BY	
NEXT CAL DATE	08/ 04/ 2026

Calibrated by:

- ☐ Mr. Sorawit Thachalad
☒ Miss Jitraporn Lertsomphol
☐ Miss Ruangrumpai Phoommit



Approved signatory:

Mr. Parinya Booncharoen
Calibration Department Manager



JIRANATEE ASSOCIATES CO.,LTD.

Continuation of Certificate of Calibration Number CDT-081-68

Page 2 of 2 Pages

Result of Calibration: ☒ Without Adjustment ☐ With Adjustment

Calibration Range: 20 °C to 40 °C

Function:

Table 1: This equipment was connected with wet bulb probe Model: HP3201.2, S/N: 22035263.
Dimension: Diameter 3.3 mm. Length 170 mm.

<u>Immersion Depth</u> (mm)	<u>Standard Reading</u> (°C)	<u>UUC Reading</u> (°C)	<u>Error</u> (°C)	<u>Uncertainty</u> (°C)
80	20.057	20.1	0.0	0.099
80	25.047	25.1	0.1	0.099
80	30.039	30.2	0.2	0.099
80	35.029	35.1	0.1	0.099
80	40.019	40.2	0.2	0.099

Table 2: This equipment was connected with Globe thermometer probe Model: TP3276.2, S/N: 17013215.
Dimension: Diameter 3.3 mm. Length 205 mm.

<u>Immersion Depth</u> (mm)	<u>Standard Reading</u> (°C)	<u>UUC Reading</u> (°C)	<u>Error</u> (°C)	<u>Uncertainty</u> (°C)
110	20.057	20.0	-0.1	0.099
110	25.047	25.0	0.0	0.099
110	30.039	30.0	0.0	0.099
110	35.028	35.0	0.0	0.099
110	40.019	40.0	0.0	0.099

Table 3: This equipment was connected with temperature probe Model: TP3207.2, S/N: 15015491.
Dimension: Diameter 14 mm. Length 150 mm.

<u>Immersion Depth</u> (mm)	<u>Standard Reading</u> (°C)	<u>UUC Reading</u> (°C)	<u>Error</u> (°C)	<u>Uncertainty</u> (°C)
75	20.057	20.2	0.1	0.099
75	25.047	25.1	0.1	0.099
75	30.039	30.0	0.0	0.099
75	35.028	35.0	0.0	0.099
75	40.019	39.8	-0.2	0.099

UUC*: Unit Under Calibration

End of Certificate of Calibration





JIRANATEE ASSOCIATES CO.,LTD.

Jiranatee Associates Co.,Ltd
63/14-15, 67/35-36
Petchkasem 7,7/1, Rd. Watthapra, Bangkokyai,
Bangkok 10600 (Thailand)
Tel: +6608680812
Mobile: +66863999453
E-mail: jnac-calibration@jiranatee.com
Web site: www.jiranatee.com

Accredited calibration laboratory
ISO/IEC 17025:2017
NSC-TISI-TIS 17025
CALIBRATION 0367

Temperature measurement laboratory
Calibration services department.



CERTIFICATE OF CALIBRATION

Certificate No. : CDT-010-68

Page 1 of 2 Pages

MEASUREMENT ITEM : Heat Stress Monitor
MANUFACTURER : Delta OHM
MODEL/TYPE : HD32.2
SERIAL NUMBER : 18018316
ID NUMBER : RYG_FS0360
CONDITION AS-RECEIVED : Used item
CUSTOMER : ALS laboratory group (thailand) Co., Ltd.
104 Phatthanakan 40, Phatthanakan Rd.,
Khwaeng Suan Luang, Khet Suan Luang,
Bangkok 10250 Thailand.

RECEIVED DATE : 27 Dec 2024
MEASUREMENT DATE : 08 Jan 2025
ISSUE DATE : 08 Jan 2025

ENVIRONMENTAL CONDITIONS:

Ambient condition in the laboratory are as follow:

Temperature : 23.0 ± 3.0 °C
Relative Humidity : 55.0 ± 15.0 %RH

NOTED: The certificate is valid only to the item calibrated on date and place of calibration.

TABULATION OF RESULTS:

The table on next page give the measured values.

REVIEW BY *Supt S*

APPROVED BY *[Signature]*

NEXT CAL DATE..... 08/ 01/ 26

Calibrated by:

- ☐ Mr. Sorawit Thachalad
☐ Miss Jitraporn Lertsomphol
☒ Miss Ruangrumpai Phoommit



Approved signatory: *[Signature]*

Mr. Parinya Booncharoen
Calibration Department Manager

Calibration procedure:

The temperature calibration was done by In-House calibration method as WI-CL-001 according to comparison method with standard digital temperature indicator and standard temperature probe. The temperature scale use was based on ITS-90.

Traceability:

The measurement results are traceable to the international system of units (SI) through National Institute of Metrology Thailand (NIMT) Certificate number: TT-0047-24, Certificate number: ER-0113-24

Reference Used During Calibration:

1. Standard Temperature Probe
Model: STS-100 A500, Serial No.: 667682-09,
Due date: 26 Mar 2025
2. Digital Temperature Indicator
Model: DTI-1000-A MK II, Serial No.: 671407-00591 Due date: 21 Oct 2025

Uncertainty of Measurement:

The reported uncertainty of measurement is based on the standard uncertainty multiplied by a coverage factor $k=2$, Which for a normal distribution corresponds to a coverage probability of approximately 95%. The standard uncertainty has been determined in accordance with the GUM 'Evaluation of measurement data - Guide to the expression of uncertainty in measurement'



JIRANATEE ASSOCIATES CO.,LTD.

Continuation of Certificate of Calibration Number CDT-010-68

Page 2 of 2 Pages

Result of Calibration: ☒ Without Adjustment ☐ With Adjustment

Calibration Range: 20 °C to 40 °C

Function:

Table 1: This equipment was connected with wet bulb probe Model: HP3201.2, S/N: 18021471.
Dimension: Diameter 3.3 mm. Length 170 mm.

Immersion Depth (mm)	Standard Reading (°C)	UUC Reading (°C)	Error (°C)	Uncertainty (°C)
80	20.063	20.0	-0.1	0.099
80	25.062	25.0	-0.1	0.099
80	30.052	30.0	-0.1	0.099
80	35.043	35.0	0.0	0.099
80	40.030	39.9	-0.1	0.099

Table 2: This equipment was connected with Globe thermometer probe Model: TP3276.2, S/N: 18020502.
Dimension: Diameter 3.3 mm. Length 205 mm.

Immersion Depth (mm)	Standard Reading (°C)	UUC Reading (°C)	Error (°C)	Uncertainty (°C)
110	20.063	20.1	0.0	0.099
110	25.062	25.1	0.0	0.099
110	30.052	30.1	0.0	0.099
110	35.043	35.1	0.1	0.099
110	40.030	40.1	0.1	0.099

Table 3: This equipment was connected with temperature probe Model: TP3207.2, S/N: 18021266.
Dimension: Diameter 14 mm. Length 150 mm.

Immersion Depth (mm)	Standard Reading (°C)	UUC Reading (°C)	Error (°C)	Uncertainty (°C)
75	20.063	20.1	0.1	0.16
75	25.062	25.0	-0.1	0.099
75	30.052	29.9	-0.2	0.099
75	35.043	34.9	-0.1	0.099
75	40.030	39.8	-0.2	0.099

UUC*: Unit Under Calibration

Remark: The reported uncertainty of measurement is 0.16, based on standard uncertainty multiplied by a coverage factor $k=2.21$ providing a level of confidence of approximately 95%.

End of Certificate of Calibration





TECHNOLOGY PROMOTION ASSOCIATION (THAILAND-JAPAN)
CORPORATE SERVICES 3: EQUIPMENT CALIBRATION AND TESTING SERVICES
534/4 PATTANAKARN ROAD SOI 18, SUANLUANG, SUANLUANG BANGKOK 10250
TEL.0-2717-3000-29 FAX.0-2719-9484



Certificate of Calibration

Cert.No.: 25CH847

Page.: 1 of 3

Equipment : pH Meter
Manufacturer : Mettler Toledo
Model : SevenCompact S220
Serial No. : C104059460
ID No. : RYG_EN0183
Condition As-Received: Used Item
Received Date : 17 July 2025
Calibration Date : 18 July 2025
Reference : 2507-0561DSC-3
Submitted by : ALS Laboratory Group (Thailand) Co.,Ltd.
Rayong Branch
616/10 Moo 5, T.Maenam Khu,
A.Pluakdaeng, Rayong 21140, Thailand

Ambient Temperature : (25 ± 2.5) °C
Relative Humidity : (50 ± 15) %
Calibration Procedure : In - house method :
- CP-CH5 by direct measurement with DC voltage
standard and direct measurement with
certified reference material (CRM)
- CP-CH8 by comparison with temperature standard

REVIEW BY Photchana S.
APPROVED BY D. Khunon.
NEXT CAL DATE..... 18/01/27.....

Calibrated by : Walalak Sirithean

Approved by :

Saithip

Approved Signatory

() Chakrit Waewwanjua

() Ponpan Paipim

(✓) Saithip Meangmai

Issue Date :

21 July 2025

The Uncertainties are for a confidence probability of approximately 95%

This certificate may not be reproduced other than in full, except with the prior written
Approval of the head of Corporate Services 3 : Equipment Calibration and Testing Services.



Cert.No.: 25CH847

Page.: 2 of 3

Condition of this calibration result

1. Reference Standard Instrument

<u>Instrument</u>	<u>Serial No.</u>	<u>ID No.</u>	<u>Cert. No.</u>	<u>Due Date</u>
1) Document Process Calibrator	54030049	130RC116	24E2759	25 Aug 2025
2) Ref. Standard Thermometer	3240076	60RC033	25I394	01 Apr 2026

- This measurement result is traceable to SI through Technology Promotion Association (Thailand - Japan)

2. Certified Reference Materials : The measurement results are traceable to SI through CPA chem Ltd.,
ANSI-ASQ National Accreditation Board, Accredited No. AR-1835

<u>Buffer Solution</u>	<u>Manufacturer</u>	<u>Lot No.</u>	<u>Exp. date</u>
pH 4.007	CPA chem	1066665	18 Jan 2027
pH 6.965	CPA chem	1066667	18 Jan 2026
pH 10.010	CPA chem	1114385	08 June 2026

3. This certificate is valid only to the item calibrated on date and place of calibration.

Calibration Results

Function : mV Measurement

Performing standard curve by Document Process Calibrator at pH (4,7,10)

Unit Under Calibration	Nominal Value	Standard Voltage Input	Actual Reading		Uncertainty of Measurement (±mV)	Coverage factor <i>k</i>
	pH	mV	mV	pH		
pH Meter S/N.: C104059460	4.000	177.48	177.3	4.000	0.058	2.00
	7.000	0.00	-0.2	7.000	0.058	2.00
	10.000	-177.48	-177.6	10.000	0.058	2.00



Cert.No.: 25CH847

Page.: 3 of 3

Calibration Results

Function : pH Measurement

Performing three buffers standard curve by using buffer nominal pH (4,7,10)

Unit Under Calibration	Standard pH Buffer Solution	Actual pH Reading	Actual mV Reading (mV)	Uncertainty of pH Measurement (\pm)	Coverage factor k
pH Electrode S/N.: 5240606	4.007	4.008	184.6	0.0044	2.00
	6.965	6.966	10.2	0.0084	2.00
	10.010	10.009	-164.9	0.0065	2.00

Function : Temperature Measurement

(*) Without adjustment

This equipment was connected with Temperature Probe;

- Model : InLabExpert Pro-ISM

- Serial No. : 5240606

Dimension of probe

- Length : 120 mm.

- Diameter : 12 mm.

- Immersion Depth : 100 mm.

Calibration Point ($^{\circ}\text{C}$)	Standard Temperature ($^{\circ}\text{C}$)	UUC* Reading ($^{\circ}\text{C}$)	Error ($^{\circ}\text{C}$)	Uncertainty of measurement (\pm $^{\circ}\text{C}$)	Coverage factor k
25.0	25.001	25.0	-0.001	0.13	2.00

Remark - UUC* = Unit Under Calibration

The reported uncertainty of measurement was based on a standard uncertainty multiplied by a coverage factor k , providing a level of confidence of approximately 95 %.

-o0o-



TECHNOLOGY PROMOTION ASSOCIATION (THAILAND-JAPAN)
CORPORATE SERVICES 3: EQUIPMENT CALIBRATION AND TESTING SERVICES
534/4 PATTANAKARN ROAD SOI 18, SUANLUANG, SUANLUANG, BANGKOK 10250
TEL. 0-2717-3000-24 FAX. 0-2719-9484



Certificate of Calibration

Certificate No. : 25E2372

Page : 1 of 2

Equipment : pH Meter
Manufacturer: Mettler Toledo
Model : SevenCompact S220
Serial No.: C104059460
ID No.: RYG_EN0183

Condition As-Received: Used Item

Received Date: 17 July 2025

Calibration Date: 22 July 2025

Reference: 2507-0561DSC

Ambient Temperature: (23 ± 2) °C

Relative Humidity: (50 ± 10) %

This certificate may not be reproduced other than in full,
except with the prior written approval of the head of
Corporate Services 3: Equipment Calibration and Testing Services.

Submitted by: ALS Laboratory Group (Thailand) Co.,Ltd. Rayong Branch

616/10 Moo 5, T.Maenam Khu, A.Pluakdaeng,
Rayong 21140, Thailand

Procedure used: Calibration were conducted using calibration procedure No. CP-E17 according to EURAMET cg-15.

Condition of this result of calibration

1.Reference standards instruments :

<u>Instrument</u>	<u>Model</u>	<u>Serial No.</u>	<u>Certificate No.</u>	<u>Due Date</u>
1) Multi-Product Calibrator	5500A	6315011	25E1627	19 May 2026

2.This result of calibration was made on requested at the point specified by customer.


3.The certificate is valid only to the item calibrated on date and place of calibration.

4.This measurement result is traceable to the International System of Unit maintained through:-

-Technology Promotion Association (Thailand-Japan), NSC-ONSC Accredited No. Calibration 0008

Calibrated by : Napachanok Prasomsoosiri
Issue Date : 23 July 2025

Approved Signatory :


[] Phalinee Prabpaipal
[] Nuntawat Khamchai
[✓] Pongsagorn Boonyaporn



Cert. No.: 25E2372

Page.: 2 of 2

Result of calibration :- (*) Without adjustment () After adjustment

Function: DC voltage measurement

Range:

2000

mV

<u>Standard Value</u>	<u>UUC* Reading</u>	<u>Error</u>	<u>Uncertainty</u>
(mV)	(mV)	(mV)	(\pm μ V)
-200.0000	-200.0	0.0	68
-150.0000	-150.0	0.0	65
-100.0000	-100.0	0.0	63
-50.0000	-50.0	0.0	61
0.0000	0.0	0.0	58
50.0000	49.9	-0.1	61
100.0000	99.9	-0.1	63
150.0000	149.9	-0.1	65
200.0000	199.9	-0.1	68

The reported uncertainty of measurement was based on a standard uncertainty multiplied by a coverage factor $k = 2$, providing a level of confidence of approximately 95 %

UUC* = Unit Under Calibration.

-o0o-

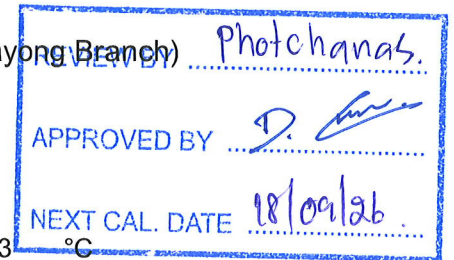


Certificate of Calibration

Equipment: SPECTROPHOTOMETER
Model: DR6000
Serial No. (or ID.): 1627845 (RYG_EN0037)
Manufacturer: HACH
Condition: In Condition

Certificate No.: C06250108
Issued Date: 18 March 2025
Job No.: WO-00064379
Page: 1 of 3

Customer: ALS Laboratory Group (Thailand) Co.,Ltd. (Rayong Branch)
616/10 Moo 5 T.Maenam Khu,
A.Pluakdaeng, Rayong 21140, Thailand.



Environment Condition:

Temperature	24.4	°C	±	0.3	°C
Humidity	60.8	%RH	±	3.5	%RH

Calibration Place: ALS Laboratory Group (Thailand) Co.,Ltd. (Rayong Branch)
(Wet Chemistry Lab)
616/10 Moo 5 T.Maenam Khu, A.Pluakdaeng, Rayong 21140, Thailand.

Calibration By: Mr.Preecha Phooarsai

Calibration Date: 18 March 2025

The Method used: In house method, CAL-WI-24, base on ASTM E 275-08 and ASTM E 387-04


Traceability: This certificate is traceable to the CRM maintained by National Institute of Standards and Technology (NIST) through Starna Scientific Limited.

The standard for Wavelength Certificate No. 111583 and 111584


The standard for Photometric Certificate No. 9114984 and 111588

The standard for Stray light Certificate No. 111586 and 111585

The standard for Spectral resolution Certificate No. 111587


(Mr. Preecha Phooarsai)

Person in charge


(Miss Kaewkan Suradech)

Authorized signatory

This certificate is issued the units of measurement according to the International System of Units (SI). It provides traceability of measurement to international or national standard or other recognized national standard laboratories.

The measurement uncertainty stated is the expanded uncertainty which is obtained from the standard uncertainty multiplied by the coverage factor (k=2) to provide a level of confidence of approximately 95%. It is determined in accordance with the Guide to Expression of Uncertainty in Measurement (GUM).

These results may be affected by deviations from specified conditions. The results relate only to the items tested, calibrated or sampled. The report shall not be reproduced except in full without approval of DKSH Technology Limited.

บริษัท ดีเคเอสเอช เทคโนโลยี จำกัด
DKSH Technology Limited
2533 ถนนสุขุมวิท แขวงบางจาก เขตพระโขนง กรุงเทพมหานคร 10260
2533 Sukhumvit Road, Bangchak, Phrakhanong, Bangkok 10260
Phone: +66 2639 7000 Email: info.calibration@dksh.com Website: www.dksh.com/scientific-thailand

Calibration Results:
Without Adjustment

Wavelength Accuracy (nm), The spectral bandwidth of Std at 2 nm and UUC at 2 nm

Standard Wavelength	Unit Under Calibration	Correction	Uncertainty
418.61	418.5	0.11	0.13
536.66	536.7	-0.04	0.13
637.98	638.3	-0.32	0.13
748.48	748.8	-0.32	0.13
807.03	807.5	-0.47	0.13

Photometric Accuracy (Absorbance)

Wavelength	Standard absorbance	Unit Under Calibration	Correction	Uncertainty
420 nm	0.0000	0.000	0.0000	0.0045
	0.2930	0.291	0.0020	0.0045
	0.5168	0.518	-0.0012	0.0045
	1.0298	1.031	-0.0012	0.0045
440 nm	0.0000	0.000	0.0000	0.0045
	0.2867	0.285	0.0017	0.0045
	0.5073	0.508	-0.0007	0.0045
	1.0083	1.009	-0.0007	0.0045
465 nm	0.0000	0.000	0.0000	0.0045
	0.2516	0.250	0.0016	0.0045
	0.4595	0.461	-0.0015	0.0045
	0.9334	0.935	-0.0016	0.0045
546.1 nm	0.0000	0.000	0.0000	0.0045
	0.2461	0.246	0.0001	0.0045
	0.4652	0.466	-0.0008	0.0045
	0.9468	0.948	-0.0012	0.0045
590 nm	0.0000	0.000	0.0000	0.0045
	0.2594	0.259	0.0004	0.0045
	0.5040	0.505	-0.0010	0.0045
	1.0032	1.004	-0.0008	0.0045
635 nm	0.0000	0.000	0.0000	0.0045
	0.2579	0.258	-0.0001	0.0045
	0.4971	0.497	0.0001	0.0045
	0.9720	0.973	-0.0010	0.0045

Calibration Results:
Without Adjustment
Photometric Accuracy (Absorbance)

Wavelength	Standard absorbance	Unit Under Calibration	Correction	Uncertainty
235 nm	0.0000	0.000	0.0000	0.0080
	0.7355	0.738	-0.0025	0.0080
257 nm	0.0000	0.000	0.0000	0.0080
	0.8574	0.857	0.0004	0.0080
313 nm	0.0000	0.000	0.0000	0.0080
	0.2864	0.290	-0.0036	0.0080
350 nm	0.0000	0.000	0.0000	0.0080
	0.6374	0.637	0.0004	0.0080

Stray light *

Standard: cut-off	UUC: Wavelength (nm)	UUC: Transmission (%T)	Absorbance (A)
260.62 +/- 0.11 nm	260.6	1.7	1.770
391.44 +/- 0.11 nm	391.4	1.4	1.854

Spectral Resolution *

Nominal Concentration 0.02 % v/v	Peak	Trough	Ratio	SBW
Standard Wavelength (nm)	268.66	266.69	1.38	2.00
UUC: Wavelength (nm)	268.2	266.2		
Std Absorbance (A)	0.4566	0.2780		
UUC: Absorbance (A)	0.413	0.299		

* Calibration Marked " Not TISI Accredited " in this Certificate have been included for completeness.

The End of Certificate

ใบตรวจสอบสภาพเครื่องวัดสิ่งแวดล้อม

เลขที่ใบงาน: WO-00064379

ชนิดเครื่องมือ: SPECTROPHOTOMETER

รุ่น: DR6000

หมายเลขเครื่อง: 1627845

ตรวจสอบ (รับ)		รายการตรวจเช็ค	ตรวจสอบ (ส่ง)		หมายเหตุ
18 Mar 2025			18 Mar 2025		
ปกติ	ไม่ปกติ		ปกติ	ไม่ปกติ	
		General			
<input checked="" type="checkbox"/>	<input type="checkbox"/>	1. ความสมบูรณ์เครื่อง	<input checked="" type="checkbox"/>	<input type="checkbox"/>	
<input checked="" type="checkbox"/>	<input type="checkbox"/>	2. ความสะอาด (ช่องใส่ตัวอย่าง, ภายใน-นอกเครื่อง)	<input checked="" type="checkbox"/>	<input type="checkbox"/>	
<input checked="" type="checkbox"/>	<input type="checkbox"/>	3. สวิทช์ ปิด – เปิด เครื่อง (On-Off Swicth)	<input checked="" type="checkbox"/>	<input type="checkbox"/>	
<input checked="" type="checkbox"/>	<input type="checkbox"/>	4. ปุ่มกด (Keypad)	<input checked="" type="checkbox"/>	<input type="checkbox"/>	
<input checked="" type="checkbox"/>	<input type="checkbox"/>	5. หน้าจอ (Display, Screen Contrast)	<input checked="" type="checkbox"/>	<input type="checkbox"/>	
		Spectrophotometer			
<input type="checkbox"/>	<input type="checkbox"/>	6. แรงดันไฟฟ้า (Battery Backup) >= 2.5 VDC	<input type="checkbox"/>	<input type="checkbox"/>	
<input type="checkbox"/>	<input type="checkbox"/>	7. ตัวหมุนเลือกความยาวคลื่น (Wavelength Control)	<input type="checkbox"/>	<input type="checkbox"/>	
<input checked="" type="checkbox"/>	<input type="checkbox"/>	8. ความยาวคลื่น (Wavelength Check)	<input checked="" type="checkbox"/>	<input type="checkbox"/>	*
<input checked="" type="checkbox"/>	<input type="checkbox"/>	9. แหล่งกำเนิดแสง (UV < 3,000 hour)	<input checked="" type="checkbox"/>	<input type="checkbox"/>	13.5 Hours
<input checked="" type="checkbox"/>	<input type="checkbox"/>	10. แหล่งกำเนิดแสง (Visible < 5,000 hour)	<input checked="" type="checkbox"/>	<input type="checkbox"/>	893.0 Hours
<input checked="" type="checkbox"/>	<input type="checkbox"/>	11. ช่องวัดหลายตัวอย่าง (Carousel Module)	<input checked="" type="checkbox"/>	<input type="checkbox"/>	
		pH Meter and Conductivity Meter			
<input type="checkbox"/>	<input type="checkbox"/>	12. อิเล็กโทรด (Electrode and Connection Cable)	<input type="checkbox"/>	<input type="checkbox"/>	
<input type="checkbox"/>	<input type="checkbox"/>	13. ระดับสารละลายใน Electrode (Level KCl)	<input type="checkbox"/>	<input type="checkbox"/>	
<input type="checkbox"/>	<input type="checkbox"/>	14. ฝาปิดกันปลาย Electrode (Dust Protection Hood)	<input type="checkbox"/>	<input type="checkbox"/>	
<input type="checkbox"/>	<input type="checkbox"/>	15. ขาจับอิเล็กโทรด (Stand)	<input type="checkbox"/>	<input type="checkbox"/>	
		Turbidimeter			
<input type="checkbox"/>	<input type="checkbox"/>	16. ค่าความขุ่นที่ต่ำสุด (No Sample)	<input type="checkbox"/>	<input type="checkbox"/>	
<input type="checkbox"/>	<input type="checkbox"/>	17. ระดับการส่องสว่างของแสง (>= 2.5 ไม่นเกิน 3.0)	<input type="checkbox"/>	<input type="checkbox"/>	
		Automatic titrator			
<input type="checkbox"/>	<input type="checkbox"/>	18. สภาพ Piston Burettes	<input type="checkbox"/>	<input type="checkbox"/>	
<input type="checkbox"/>	<input type="checkbox"/>	19. Function Rinsing and Dosing	<input type="checkbox"/>	<input type="checkbox"/>	
<input type="checkbox"/>	<input type="checkbox"/>	20. ระบบท่อสายยางและอุปกรณ์ประกอบ	<input type="checkbox"/>	<input type="checkbox"/>	

เพิ่มเติม/ข้อแนะนำ : * 656.1nm = 656.1nm

* 486.0nm = 485.7nm

Mr.Preecha Phooarsai

Service Engineer



TECHNOLOGY PROMOTION ASSOCIATION (THAILAND-JAPAN)
CORPORATE SERVICES 3: EQUIPMENT CALIBRATION AND TESTING SERVICES
534/4 PATTANAKARN ROAD SOI 18, SUANLUANG, SUANLUANG BANGKOK 10250
TEL.0-2717-3000-29 FAX.0-2719-9484



Certificate of Calibration

Cert. No.: 25LM10

Page.: 1 of 2

Equipment : DO Meter with Sensor

Manufacturer : YSI

Model : 5000-115V

Serial No. : 15E102796

ID No. : RYG_EN0032

Submitted by : ALS Laboratory Group (Thailand) Co.,Ltd.
(Rayong Branch)
616/10 Moo 5 T. Maenam Khu, A. Pluakdaeng,
Rayong 21140 Thailand

Location : TPA On Site Calibration Laboratory

Received Order : 17 January 2025

Calibrated Date : 20 January 2025

Ambient Temperature : (26 ± 10) °C

Relative Humidity : (50 ± 30) %

AC Line Voltage : (220 ± 22) V

Calibrated by : Warakorn Lerngagtrakul

Approved by :

Approved Signatory

() Chakrit Waewwanjua

(✓) Suwit Imjai

() Kunchit Promprat

Issue Date : 23 January 2025

The Uncertainties are for a confidence probability of approximately 95%

This certificate may not be reproduced other than in full, except with the prior written
Approval of the head of Corporate Services 3 : Equipment Calibration and Testing Services.

REVIEW BY Photchana S.

APPROVED BY

NEXT CAL DATE 20/07/26



Equipment : DO Meter with Sensor
Condition As-Received : Used Item
Reference : 2501-0600DSC-2

Cert. No.: 25LM10
Page.: 2 of 2

Procedure Used :-

Calibration were conducted using in-house calibration procedure CP-OT01 according to comparison with Industrial Platinum Resistance Thermometer (IPRT) into Temperature Bath.

The temperature scale used was based on ITS-90.

Condition of this result of calibration

1. Reference standard instrument:-

<u>Instrument</u>	<u>Serial No.</u>	<u>Cert. No.</u>	<u>Traceable</u>	<u>Due Date</u>
1) Digital Thermometer	2188080	2411022	TPA	17 Sep 2025
2. This certificate is valid only to the item calibrated on date and place of calibration.				
3. This certification is traceable to the International System of Unit.				

Remark : TPA : Technology Promotion Association (Thailand - Japan)

Result of Calibration :- (*) Without Adjustment

Function : Temperature measurement.

This instrument was connected with temperature sensor, S/N.: 15E100464

<u>Calibration Point</u> (°C)	<u>Immersion Depth</u> (mm)	<u>Standard Temperature</u> (°C)	<u>UUC* Reading</u> (°C)	<u>Error</u> (°C)	<u>Uncertainty</u> (± °C)	<u>Coverage Factor</u> <i>k</i>
20.00	60	20.002	19.81	-0.192	0.15	2.00

UUC* : Unit Under Calibration

The reported uncertainty of measurement was based on a standard uncertainty multiplied by a coverage factor *k*, providing a level of confidence of approximately 95 %.

-o0o-



TECHNOLOGY PROMOTION ASSOCIATION (THAILAND-JAPAN)
CORPORATE SERVICES 3 : EQUIPMENT CALIBRATION AND TESTING SERVICES


534/4 PATTANAKARN ROAD SOI 18, SUANLUANG, SUANLUANG BANGKOK 10250

TEL. 0-2717-3000 FAX. 0-2719-9484

Certificate of Testing

Cert.No.: 25TW15

Page.: 1 of 2

Equipment :	DO Meter
Manufacturer :	YSI
Model :	5000-115V
Serial No. :	15E102796
ID No. :	RYG_EN0032
Received Date :	17 January 2025
Test Date :	20 January 2025
Reference :	2501-0600DSC-1
Submitted by :	ALS Laboratory Group (Thailand) Co.,Ltd. (Rayong Branch) 616/10 Moo 5, T.Maenam Khu, A.Pluakdaeng, Rayong 21140, Thailand
Laboratory Condition :	Temperature (25 ± 5) °C Humidity (50 ± 20) %
Test Procedure :	In - house method : CP-CH9 by Comparison Technique with Azide Modification Method
Tested by :	Walalak Sirithean
Approved by :	 _____ Approved Signatory
() Pornthippa Tameyakul () Ponpan Paipim (✓) Saithip Meangmai	
Issue Date :	21 January 2025



Cert.No.: 25TW15

Page.: 2 of 2

Condition of this result of calibration

1. Reference Standard Instruments :

This certification is traceable to the International System of Unit through the reference standards laboratory of Industrial Calibration Center, Technology Promotion Association (Thailand-Japan).

<u>Instruments</u>	<u>Serial No.</u>	<u>ID No.</u>	<u>Certificate No.</u>	<u>Due Date</u>
1. Burette	-	130BU10	23CG1172	22 Mar 2025
2. Balance	14233821	110RC001	24MM131	04 July 2025

2. Standard Material :-

<u>Material</u>	<u>Manufacturer</u>	<u>Lot.No.</u>	<u>Assay</u>
Sodium Thiosulfate 5-Hydrate AR	KEMAUS	2203162447	99.6%

Result : Dissolved Oxygen Meter Adjustment With Air 100 %

Dissolved Oxygen Probe No.: 15E100464

Titration Method (Azide Modification Method) (mg/L)	DO Meter Reading (mg/L)	Standard Deviation (mg/L)
8.20	8.20	0.0084

This report was certified only for the instrument we tested. It is allowable to use for study. Intend to use for advertising and referral purpose is prohibited. This report may not be reproduced other in full, without written approval of the laboratory.

-o0o-



TECHNOLOGY PROMOTION ASSOCIATION (THAILAND-JAPAN)
CORPORATE SERVICES 3: EQUIPMENT CALIBRATION AND TESTING SERVICES
534/4 PATTANAKARN ROAD SOI 18, SUANLUANG, SUANLUANG BANGKOK 10250
TEL.0-2717-3000-29 FAX.0-2719-9484



Certificate of Calibration

Cert. No.: 24TM1663

Page : 1 of 3

Equipment : Low Temp. Incubator

Manufacturer : Memmert

Model : IPP750

Serial No. : V818.0084

ID No. : RYG_EN0154

Submitted by : ALS Laboratory Group (Thailand) Co.,Ltd. Rayong Branch
616/10 Moo 5, T.Maenam Khu,
A.Pluakdaeng,
Rayong 21140, Thailand

Location : BOD Room

Received Order : 01 November 2024

Calibration Date : 01 November 2024

Ambient Temperature : (26 ± 10) °C

Relative Humidity : (50 ± 30) %

AC Line Voltage : (220 ± 22) V

Calibrated by : Krisda Malee

Approved by :

Kunchit

Approved Signatory

() Ponpan Paipim

() Suwit Imjai

(✓) Kunchit Promprat

Issue Date :

07 November 2024

REVIEW BY *Thanitak*

APPROVED BY *D. J. J. J.*

NEXT CAL DATE..... 01/05/26

The Uncertainties are for a confidence probability of approximately 95%

This certificate may not be reproduced other than in full, except with the prior written
Approval of the head of Corporate Services 3 : Equipment Calibration and Testing Services.



Equipment : Low Temp. Incubator
Condition As-Received : Used Item
Reference : 2411-0002OC-1

Cert. No.: 24TM1663

Page : 2 of 3

Procedure Used :-

Calibration were conducted using calibration procedure CP-OT02 based on TLAS G-20 according to direct measurement method with Data Acquisition which connected with Resistance Temperature Detector (RTD).

The temperature scale used was based on ITS-90.

Condition of this result of calibration

1. Reference standard instrument:-

<u>Instrument</u>	<u>Serial No.</u>	<u>Cert. No.</u>	<u>Traceable</u>	<u>Due Date</u>
1) Data Acquisition	MY44073381	24LM73	TPA	18 May 2025

2. This certificate is valid only to the item calibrated on date and place of calibration.

3. This certification is traceable to the International System of Unit.

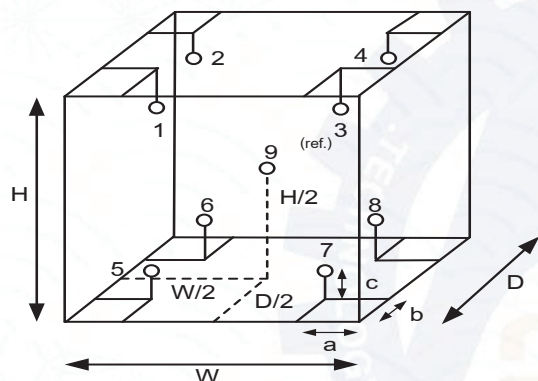
Remark : TPA : Technology Promotion Association (Thailand - Japan)

Result of Calibration :- (*) Without Adjustment

Function of UUC* : Temperature Source

Fresh air setting : Close

Environment during calibration		
	Beginning	Finished
Temp. (°C)	24	25
REL.Humid. (%)	55	53
AC Supply (Volt)	220	221



Position :	Ref. Std. ID No.:
1	1RTD-2/1
2	1RTD-2/2
3	22-01RTD-03
4	1RTD-2/4
5	1RTD-2/5
6	1RTD-2/6
7	23-01RTD-07
8	1RTD-2/8
9 (ref.)	23-01RTD-09

Probe Installation Details :

a = 10 cm
b = 10 cm
c = 10 cm

Dimension of Chamber :

D = 0.60 m
W = 1.0 m
H = 1.2 m
Capacity = 0.72 m³



Equipment : Low Temp. Incubator
Condition As-Received : Used Item
Reference : 2411-0002OC-1
Result of Calibration :- (*) Without Adjustment
Function of UUC* : Temperature Source
Fresh air setting : Close

Cert. No.: 24TM1663

Page : 3 of 3

Calibration Point (°C)	UUC* Setting (°C)	UUC* Reading (°C)	Temperature stability (± °C)	Temperature uniformity (°C)	Overall Variation (°C)	Coverage Factor <i>k</i>
20.0	20.0	20.0	0.026	0.26	0.53	2

Calibration Point (°C)	Measured Temperature (°C)									Uncertainty (±°C)
	Position									
	1	2	3	4	5	6	7	8	9 (ref.)	
20.0	20.071	19.915	20.273	20.179	19.977	19.782	20.056	20.026	20.033	0.30

Average* : The average of 30 values in each position.

Temperature stability : One-half of the greatest maximum difference of measured temperature at any one sensor.

Temperature uniformity : The maximum difference of measured temperatures at any sensors and the measured temperature at the reference location which are observed at the same time or at as close an observation time as possible to determine the temperature pattern or homogeneity within the chamber under steady-state conditions.

Overall Variation : The Difference of the maximum and minimum measured temperatures throughout observation.

UUC* : Unit Under Calibration

Note : The reported uncertainty of measurement was included stability and excluded uniformity .

The reported uncertainty of measurement was based on a standard uncertainty multiplied by a coverage factor *k*, providing a level of confidence of approximately 95 %.


-o0o-



Certificate of Calibration

Cert.No.: 25CG3668

Page.: 1 of 2

Equipment :	Burette
Capacity :	50 mL
Serial No. :	-
ID. No. :	RYG_EN0216
Manufacturer :	Witeg
Made in :	Germany
Submitted by :	ALS Laboratory Group (Thailand) Co.,Ltd. Rayong Branch 616/10 Moo 5 T.MaenamKoo, A.Plukdaeng Rayong 21140, Thailand
Ambient Temperature :	(20 ± 2.5) °C
Relative Humidity :	(50 ± 10) %
Barometric Pressure :	753 mmHg
Calibration Procedure :	ASTM E 542 - 01
Calibrated by :	Srisuda Khamtha
Approved by :	 Approved Signatory
() Ponpan Paipim	
(✓) Chakrit Waewwanjua	

REVIEW BY *Thanitak*

APPROVED BY *D. Khamtha*

NEXT CAL DATE **18/09/26**

Issue Date : 19 September 2025

The Uncertainties are for a confidence probability of approximately 95%

This certificate may not be reproduced other than in full, except with the prior written Approval of the head of Corporate Services 3 : Equipment Calibration and Testing Services.



Equipment : Burette
Received Date : 16 September 2025
Condition As-Received : Used Item
Calibration Date : 18 September 2025
Reference : 2509-0564DSC-3

Cert.No.: 25CG3668

Page.: 2 of 2

Condition of this result of calibration

1. Reference Standard Instruments :

<u>Instruments</u>	<u>Model</u>	<u>Serial No.</u>	<u>ID. No.</u>	<u>Certificate No.</u>	<u>Traceability</u>	<u>Due date</u>
1) Balance	XP205	B134206712	140RC007	25MM296	TPA	16 July 2026
2) Humidity/Baro/Temp	MHB-382SD	AM.42259	140EC016	25H1616	TPA	14 Aug 2026
3) Digital Thermometer	HH376	230806555	140EC013	25I1740	TPA	17 Jan 2026

This measurement result is traceable to SI Unit

2. The certificate is valid only to the item calibrated on date and place of calibration.

3. True value is converted to true volume at the standard temperature of 20 °C

Calibration result :

Nominal capacity (mL)	Reading (mL)	Uncertainty (± mL)	k Factor
10	10.0264	0.0082	2.00
25	25.0141	0.0087	2.00
50	49.9952	0.010	2.00

Remark mL = cm³

The reported uncertainty of measurement was based on a standard uncertainty multiplied by a coverage factor k , providing a level of confidence of approximately 95 %.

-o0o-

Accredited by

NSC-TISI-TIS 17025

Calibration 0426



NSC-TISI-TIS 17025

CALIBRATION 0426

Calibration certificate

Calibration Certificate No. 25BKL0002

Object	Electronic non-automatic weighing instrument	This calibration certificate documents the traceability to national standards.
Manufacturer	Sartorius	Uncertainties of measurements are taken into account when only statements of compliance are made.
Type	MCE224S-2S00-U	This certificate was prepared by Sartorius Corporation in accordance to the current ISO/IEC 17025:2017 standard and Sartorius Work Instruction (Method) SOP WI 08.
Serial QM Ident. no.	38101399 RYG_EN0163	This certificate relate and apply this equipment only.
Customer	ALS Laboratory Group (Thailand) Co.,Ltd. (Rayong Branch)	
	616/10 Moo 5 T.Maenam Khu, A.Pluak Daeng, Rayong 21140, Thailand.	
Order no.	2230	
Number of pages	4	
Date of calibration	20 Feb 2025	

REVIEW BY *Thanitak.*APPROVED BY *D. Khunon.*

NEXT CAL DATE.....20/02/26

This calibration certificate may not be reproduced other than in full except with the permission of NSC-TISI-TIS-17025 and the issuing laboratory. Calibration certificates without signature are not valid.

The user is obliged to have the object recalibrated at appropriate intervals.

Date	06 Mar 2025	Approval of the Calibration Certificate	Person in charge
		Mr. Chonchai Inthana	Kachen Lalee

Calibration object

Single range instrument

Model	MCE224S-2S00-U
Serial Number	38101399
QM Ident. no Inventory no.	RYG_EN0163 ---

Maximum capacity (Max. load)	220.0000 g
Measured range	220.0000 g
Scale interval	0.0001 g

Place of calibration

Address	According to page 1
Department Cost center	Laboratory Department. ---
Building Floor	--- 1st Floor.
Room	Balance Room.
Maximum temperature variation at place of calibration	5 K

Calibration procedure

EURAMET cg-18, V4.0 - Guidelines on the Calibration of Non-Automatic Weighing Instruments

Test equipment

Test equipment type	Test equipment ID	Valid until
Thermometer	MHB-382SD s/nB011342 Traceable to SI unit through DKSH	21 Aug 2025
Test weight set OIML R111 E2	Certificate No.M2308197S ,E2(Traceable to SI unit through TCS)	23 Aug 2025

Adjustment Status

The measuring device was internally adjusted before the calibration.

Environmental and measuring conditions

Date of calibration	20 Feb 2025
Temperature at place of calibration Temp. diff. <i>T</i> _{weights} - <i>T</i> _{place}	24.4 °C 0.6 K
Measuring conditions	The installation site is suitable. The device was levelled. Balance was loaded up to Max before test.
Comments	Humidity 58.0 %RH.

Measurement results | Measurement uncertainties

Repeatability			Eccentricity	
Test load (nominal): 10 g 200 g			Test load (nominal): 100 g	
	10 g	200 g		
1	10.0000 g	200.0000 g	Center	100.0000 g
2	10.0000 g	200.0000 g	Front left	100.0000 g
3	10.0000 g	200.0001 g	Back left	100.0000 g
4	9.9999 g	200.0000 g	Back right	100.0000 g
5	9.9999 g	200.0000 g	Front right	99.9999 g
6	10.0000 g	200.0001 g	Maximum deviation from centric loading indication	
7	10.0000 g	200.0000 g	Δ _{ecc} max = 0.0001 g	
8	10.0000 g	200.0000 g		
9	9.9999 g	200.0001 g		
10	10.0000 g	200.0000 g		
	<i>s</i> = 0.00005 g	<i>s</i> = 0.00005 g		

Testload	Indication	Error	Expansion factor	Uncertainty	Uncertainty relative
<i>L</i>	<i>I</i>	<i>E</i>	<i>k</i>	<i>U</i> (<i>E</i>)	<i>U</i> _{rel} (<i>E</i>)
0.0100 g	0.0100 g	0.0000 g	2.00	0.00013 g	1.3 %
0.1000 g	0.1000 g	0.0000 g	2.00	0.00013 g	0.13 %
0.5000 g	0.5000 g	0.0000 g	2.00	0.00013 g	0.026 %
1.0000 g	1.0000 g	0.0000 g	2.00	0.00013 g	0.013 %
5.0000 g	5.0000 g	0.0000 g	2.00	0.00013 g	0.0026 %
10.0000 g	9.9999 g	-0.0001 g	2.00	0.00013 g	0.0013 %
20.0000 g	20.0000 g	0.0000 g	2.00	0.00014 g	0.00068 %
50.0000 g	50.0001 g	0.0001 g	2.00	0.00015 g	0.00029 %
100.0000 g	100.0000 g	0.0000 g	2.00	0.00018 g	0.00018 %
200.0000 g	200.0000 g	0.0000 g	2.00	0.00028 g	0.00014 %
220.0000 g	220.0000 g	0.0000 g	2.00	0.00032 g	0.00015 %
Maximum error of indication		<i>E</i> _{max} = 0.0001 g			

*U*_{rel}(*E*) is the quotient of *U*(*E*) and test load *L*. The uncertainty of measurement *U*(*E*) is valid only if error *E* is considered. You will find reference notes on the uncertainty of measurement in use under: Appendix to the calibration certificate | Interpretation of measurement results.
Reference note: The reported expanded uncertainty of measurement is stated as the standard uncertainty of measurement multiplied by the documented Expansion factor, determined in accordance with the European Calibration Guideline EURAMET cg-18, V4.0. There is a 95 % probability that the value of the measurand will be in the assigned value range.

End of calibration certificate

Uncertainty of measurement in use

Device adjusted before measurement	Yes
Temperature deviation considered	1.5 K (isoCAL active)
Temperature coefficient considered	$1 \cdot 10^{-6}/\text{K}$

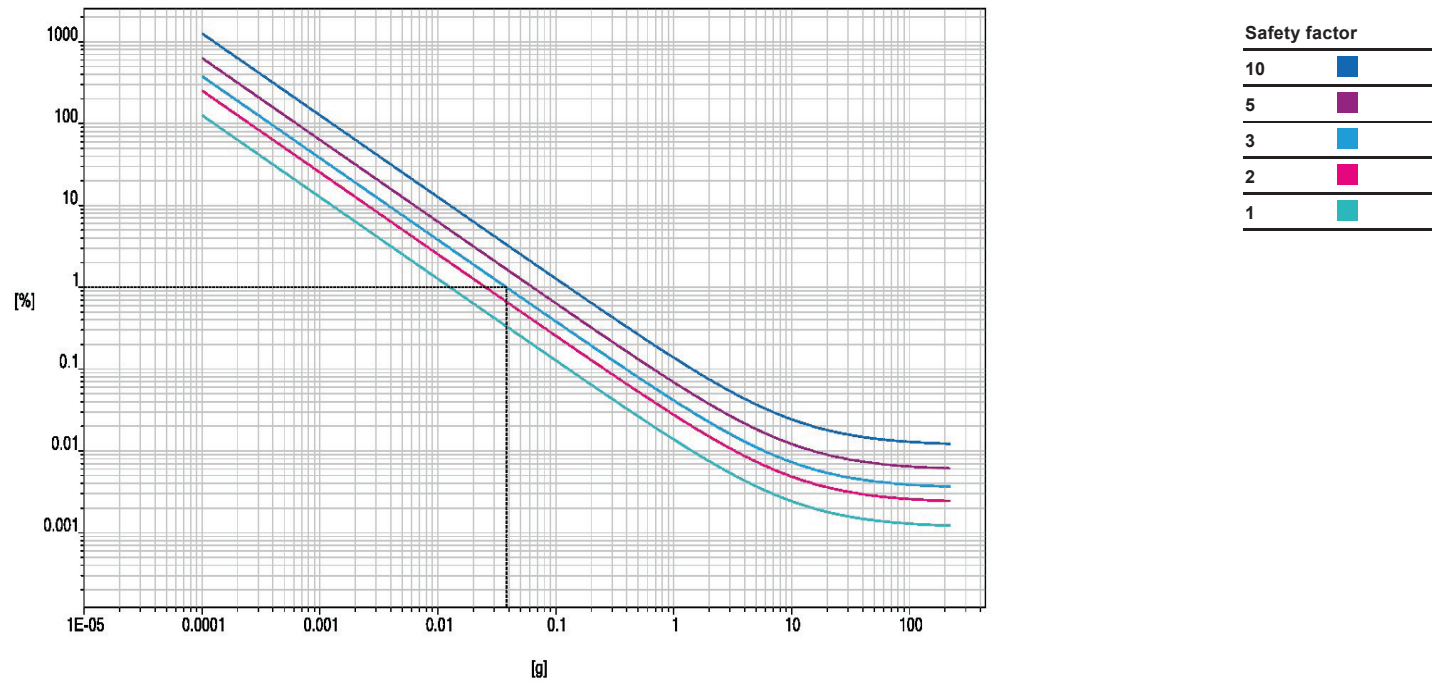
Uncertainty of the weighing result $U_{gl}(W)$

$U_{gl}(W) = 0.00013 \text{ g} + 1.16 \cdot 10^{-5} \cdot R$

Reference note: The current uncertainty of measurement is calculated by entering of the reading R into this formula. In relation to this, there is no need for a correction of the indication error. The reported expanded uncertainty of measurement is stated as the standard uncertainty of measurement multiplied with an Expansion factor of 2, determined in accordance with the European Calibration Guideline EURAMET cg-18, V4.0. There is a 95 % probability that the value of the measurand will be in the assigned value range.

Indication in % from max load	Net indication R	Uncertainty $U_{gl}(W)$	Uncertainty relative $U_{gl}(W)_{rel}$
1 %	2.2000 g	0.00016 g	0.0071 %
25 %	55.0000 g	0.00077 g	0.0014 %
50 %	110.0000 g	0.0014 g	0.0013 %
75 %	165.0000 g	0.0020 g	0.0012 %
100 %	220.0000 g	0.0027 g	0.0012 %

Graphic realization of the relative uncertainty of measurement | process accuracy



Displayed example

Process accuracy	1.00 %
Safety factor	3
Minimum sample weight	0.0381 g



Metrology Center
SCI ECO Services Company Limited

51 Moo 8, Tubkwang, Kaeng Khoi, Saraburi, Thailand 18260

Bangkok Tel : +668 9205 6851 , +669 81924 0059

Saraburi Tel : +669 8247 2360

Website : www.scieco.co.th E-Mail : calibrate@scg.co.th



Certificate No. T251530

Page 1 of 3

Certificate of Calibration

Equipment : Chamber (Oven)

Manufacturer : MEMMERT

Model : UF 110

Serial No. : B416.2420

Customer Code : RYG_EN0012

ID No. : T6444A5

Customer : ALS Laboratory Group (Thailand) Co.,Ltd. (Rayong Branch)

616/10 Moo 5 T.Maenamkoo,

A.Pluakdaeng, Rayong 21140

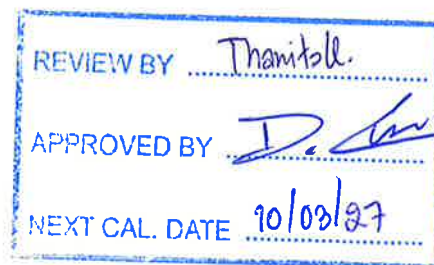
Customer Location : ENVIRONMENT LABORATORY

Date of Receipt : 3 September 2025

Calibrated By : Sujjar Naknakred (Site Calibration Manager)

Approved By : Boonchai Boonchai Suriyawong (Site Calibration Manager)

Date of Issue : 17 SEP 2025



The uncertainties are for a confidence probability of approximately 95%.

This Certificate is issued in accordance with the conditions of accreditation granted by the Thai Laboratory Accreditation Scheme which has assessed the measurement capability of the laboratory and its traceability to recognized national standards and to the units of measurement realized at the corresponding national standard laboratory. This certificate may not be reproduced other than in full except with the prior written approval of the Metrological Center.

Certificate No. T251530

Page 2 of 3

Calibration Report

Equipment : Chamber (Oven)
Date of Calibration : 10 September 2025
Environment : Temperature : 35.7-36.6 °C
Line Voltage : 226.8-233.7 V
Relative Humidity : 55 - 65 %RH

Condition of this results of calibration :

1. This equipment was calibrated by insert nine resistance thermometer detectors into its chamber , the other one resistance thermometer detector use for ambient temperature measurement . The calibration was done in according to WI-T20 (based on ASTM E145-94 (Reapproved 2019) and AS2853-1986).

All data show below were final values and the initial data from customer request . The temperature scale used was based on ITS - 90 .

2. Reference Standard Instrument :

Instrument	Model	Instrument No.	Certificate No.	Due Date
RTD	100 ohm	30-(CH1-10)	T242203	9 November 2025
DATA LOGGER	34970A	T47	T242203	9 November 2025

3. This certificate is traceable to :

National Institute of Metrology (Thailand) through Metrological Center (NSC-TISI-TIS 17025 CALIBRATION 0244.

4. Condition of calibrated item : good

Equipment Description :

Time Constant 3 Hour 29 Minute At 104 °C

Fresh Air Damper ☒ Open ☒ Min ☐ Medium ☐ Max

☐ Close

☐ Not Available

5. Adjustment :

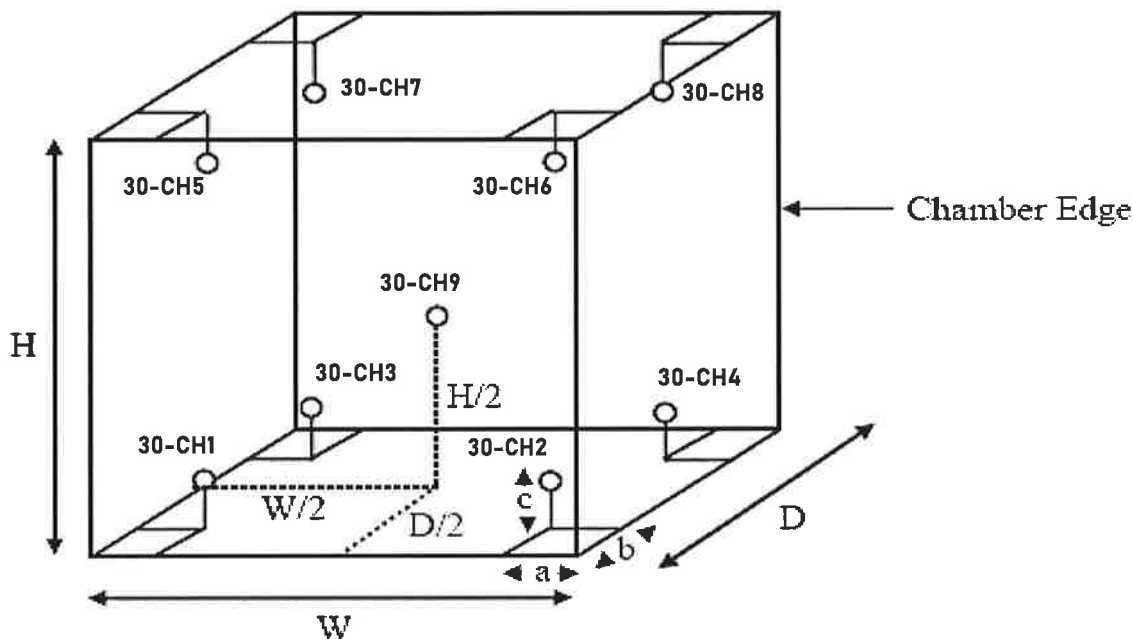
() without adjustment

(X) after adjustment

Approved By. _____



Calibration Report



Remark : Internal Dimensions of Chamber : W (Width) = 56 cm. , H (Height) = 48 cm. and D (Depth) = 40 cm.
 Size of Installed Standard sensor number 30-CH1 to number 30-CH8 : a = 5 cm. ,b = 5 cm. and c = 5 cm.
 Size of Installed Standard sensor number 30-CH9 : W/2 = 56 cm./2 , H/2 = 48 cm./2 and D/2 = 40cm./2

Measurement Results

Average Standard Reading at each position (°C)									
Calibration Point	30-CH1	30-CH2	30-CH3	30-CH4	30-CH5	30-CH6	30-CH7	30-CH8	30-CH9
104	104.02	103.70	104.01	104.16	104.11	104.08	104.01	104.33	103.61
180	180.67	178.78	180.38	179.85	179.16	180.27	180.98	181.04	179.49

Chamber (Oven)			Temperature Distribution				
Setting °C	Reading (°C)		Average (°C)	Stability (± °C)	Uniformity (°C)	Uncertainty (± °C)	Coverage Factor k
	Min , Max	Average					
104.0	103.9 , 104.1	104.0	104.00	0.08	0.61	0.42	2.00
180.0	179.9 , 180.1	180.0	180.07	0.21	1.51	0.52	2.00

* The quoted uncertainty exclude "uniformity"

The calibration result apply only the above calibrated item.

The result of test was found accurate as shown on date and place of test only.

The reported expanded uncertainty is based on a standard uncertainty multiplied by a coverage factor k which for a t-distribution, providing a level of confidence of approximately 95 % .

End of Certificate.

Approved By. _____





Metrology

SCI ECO Services Company Limited

33/2 Moo 3, T.Banpa, A.Kaengkhoi, Saraburi 18110, Thailand.

Saraburi Tel : +66 3627 3096 Fax : +66 3627 3100

Bangkok Tel : +668 9205 6851 , +669 8247 2360
Website : www.scieco.co.th E-Mail : calibrate@scg.com



Certificate No. T242075

Page 1 of 3

Certificate of Calibration

Equipment	: Liquid Bath (Water)	<div style="border: 1px solid blue; padding: 10px;"><p>REVIEW BY <i>Thanitak.</i></p><p>APPROVED BY <i>D. Khunon.</i></p><p>NEXT CAL DATE. 19/12/25</p></div>
Manufacturer	: Memmert	
Model	: WNE29	
Serial No.	: L623.0105	
Customer Code	: RYG_EN0220	
ID No.	: T5650A5	
Customer	: ALS Laboratory Group (Thailand) Co.,Ltd. (Rayong Branch) 616/10 Moo 5 T.Maenam Khu, A.Pluakdaeng, Rayong 21140	
Customer Location	: Wet Chemistry Lab	
Date of Receipt	: 11 December 2024	
Calibrated By	: Atiphong Rongrat (Technician)	
Approved By	: <i>Boonchai</i> / Boonchai Suriyawong (Site Calibration Manager)	
Date of Issue	: 20 DEC 2024	

The uncertainties are for a confidence probability of approximately 95%.

This Certificate is issued in accordance with the conditions of accreditation granted by the Thai Laboratory Accreditation Scheme which has assessed the measurement capability of the laboratory and its traceability to recognized national standards and to the units of measurement realized at the corresponding national standard laboratory. This certificate may not be reproduced other than in full except with the prior written approval of the Metrology.

Calibration Report

Equipment : Liquid Bath (Water)
Date of Calibration : 19 December 2024
Environment : Temperature : 25.3-25.9 °C
: Line Voltage : 221.4-225.4 V
: Relative Humidity : 55 - 65 %RH

Condition of this results of calibration :

1. This equipment was calibrated by insert five resistance thermometer detectors into its water bath , the other one thermocouple type T use for ambient temperature measurement . The calibration was done in according to WI-T36 (based on ASTM E715-80 (Reapproved 2001)).
All data show below were final values and the initial data from customer request . The temperature scale used, was based on ITS - 90.

2. Reference Standard Instrument :

Instrument	Model	Instrument No.	Certificate No.	Due Date
RTD	100 OHM	M34 (CH1-CH5)	T240400	16 March 2025
DATA LOGGER	34970A	T193	T240400	16 March 2025

3. This certificate is traceable to :

National Institute of Metrology (Thailand) through Metrological Center (NSC-TISI-TIS 17025 CALIBRATION 0244.)

4. Condition of calibrated item : good

Equipment Description :

Time Const. 1 Hour 30 Minute At 63 °C

5. Adjustment :

(X) without adjustment

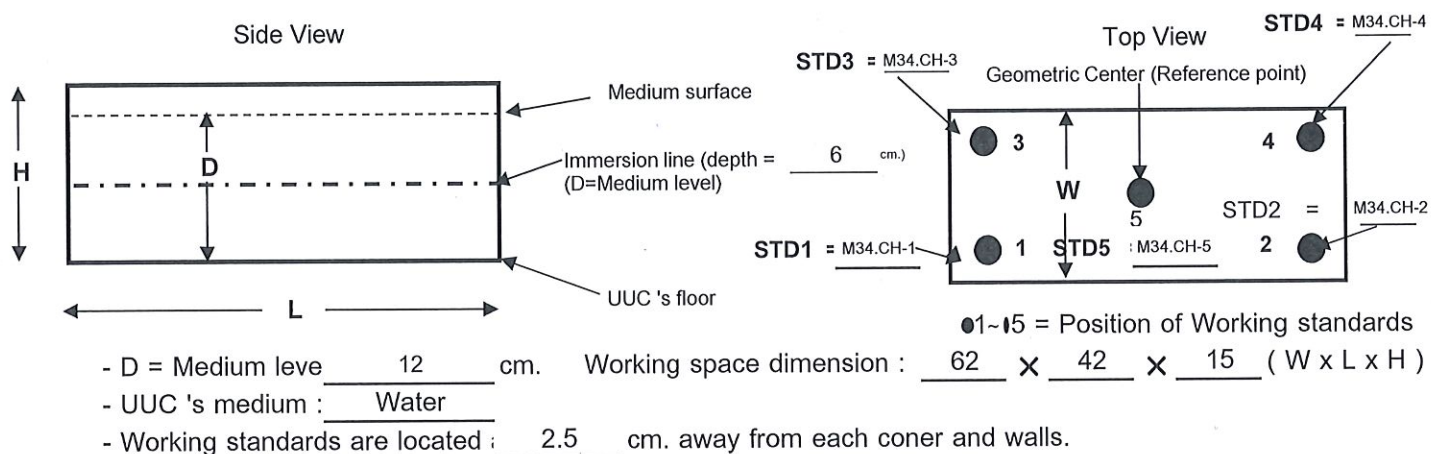
() after adjustment

Approved By. 

Certificate No. T242075

Page 3 of 3

Calibration Report



Measurement Results:

Average Standard Reading at each position (° C)					
Calibration Point	M34.CH-1	M34.CH-2	M34.CH-3	M34.CH-4	M34.CH-5
63	62.87	63.00	62.88	62.98	63.22
85	84.76	85.14	84.89	85.07	85.24

Liquid Bath (Water)			Temperature Distribution				
Setting (° C)	Reading (° C)		Average (° C)	Stability (± ° C)	Uniformity (± ° C)	Uncertainty (± ° C)	Coverage Factor k
	Min , Max	Average					
63.0	-	63.0	62.99	0.07	0.25	0.23	2.00
85.0	-	85.0	85.02	0.13	0.35	0.26	2.00

The calibration result apply only the above calibrated item.

The result of test was found accurate as shown on date and place of test only.

The reported expanded uncertainty is based on a standard uncertainty multiplied by a coverage factor k which for a t-distribution, providing a level of confidence of approximately 95 % .

Approved By. 